

PROSPECTUS

MAY 1, 2012



Van Eck Funds

Emerging Markets Fund

Class A: GBFAX / Class C: EMRCX / Class I: EMRIX / Class Y: EMRYX

Global Hard Assets Fund

Class A: GHAX / Class C: GHACX / Class I: GHAX / Class Y: GHAYX

International Investors Gold Fund

Class A: INIVX / Class C: IIGCX / Class I: INIIX / Class Y: INIYX



These securities have not been approved or disapproved either by the Securities and Exchange Commission (SEC) or by any State Securities Commission. Neither the SEC nor any State Commission has passed upon the accuracy or adequacy of this prospectus. Any claim to the contrary is a criminal offense.

TABLE OF CONTENTS

I.	Fund summary information	
	Emerging Markets Fund (Class A, C, I, Y)	1
	Investment Objective	1
	Fund Fees and Expenses	1
	Portfolio Turnover	2
	Principal Investment Strategies	2
	Principal Risks	2
	Performance	3
	Portfolio Management	4
	Purchase and Sale of Fund Shares	4
	Tax Information	4
	Payments to Broker-Dealers and Other Financial Intermediaries	4
	Global Hard Assets Fund (Class A, C, I, Y)	5
	Investment Objective	5
	Fund Fees and Expenses	5
	Portfolio Turnover	6
	Principal Investment Strategies	6
	Principal Risks	6
	Performance	7
	Portfolio Management	8
	Purchase and Sale of Fund Shares	8
	Tax Information	8
	Payments to Broker-Dealers and Other Financial Intermediaries	8
	International Investors Gold Fund (Class A, C, I, Y)	9
	Investment Objective	9
	Fund Fees and Expenses	9
	Portfolio Turnover	9
	Principal Investment Strategies	10
	Principal Risks	10
	Performance	11
	Portfolio Management	12
	Purchase and Sale of Fund Shares	12
	Tax Information	13
	Payments to Broker-Dealers and Other Financial Intermediaries	13
II.	Investment objectives, strategies, policies, risks and other information	14
	1. Investment Objectives	14
	2. Additional Information About Principal Investment Strategies and Risks	15
	3. Additional Investment Strategies	19
	4. Other Information and Policies	20
III.	Shareholder information	21
	1. How to Buy, Sell, Exchange or Transfer Shares	21
	2. How to Choose a Class of Shares	25
	3. Sales Charges	26
	4. Householding of Reports and Prospectuses	28
	5. Retirement Plans	28
	6. Federal Income Taxes	28
	7. Dividends and Capital Gains Distributions	29
	8. Management of the Funds	30
IV.	Financial highlights	35

SUMMARY INFORMATION

INVESTMENT OBJECTIVE

The Emerging Markets Fund seeks long-term capital appreciation by investing primarily in equity securities in emerging markets around the world.

FUND FEES AND EXPENSES

This table describes the fees and expenses that you may pay if you buy and hold shares of the Fund. You may qualify for Class A sales charge discounts if you and your family (includes spouse and children under age 21) invest, or agree to invest in the future, at least \$25,000, in the aggregate, in Classes A and C of the Van Eck Funds. More information about these and other discounts is available from your financial professional and in the "Shareholder Information" section of the Fund's prospectus and in the "Availability of Discounts" and "Breakpoint Linkage Rules for Discounts" sections of the Fund's Statement of Additional Information ("SAI").

Shareholder Fees

(fees paid directly from your investment)

	Class A	Class C	Class I	Class Y
Maximum Sales Charge (load) imposed on purchases (as a percentage of offering price)	5.75%	0.00%	0.00%	0.00%
Maximum Deferred Sales Charge (load) (as a percentage of the lesser of the net asset value or purchase price)	0.00% ¹	1.00%	0.00%	0.00%

¹ A contingent deferred sales charge for Class A shares of 1.00% for one year applies to redemptions of qualified commissionable shares purchased after April 30, 2012 at or above the \$1 million breakpoint level.

Annual Fund Operating Expenses *(expenses that you pay each year as a percentage of the value of your investment)*

	Class A	Class C	Class I	Class Y
Management Fees	0.75%	0.75%	0.75%	0.75%
Distribution and/or Service (12b-1) Fees	0.25%	1.00%	0.00%	0.00%
Other Expenses	0.76%	0.95%	1.47%	1.33%
Total Annual Fund Operating Expenses	1.76%	2.70%	2.22%	2.08%
Fees/Expenses Waived or Reimbursed ¹	0.00%	(0.20)%	(0.97)%	(0.38)%
Total Annual Fund Operating Expenses After Fee Waiver and/or Expense Reimbursement	1.76%	2.50%	1.25%	1.70%

¹ Van Eck Associates Corporation (the "Adviser") has agreed to waive fees and/or pay Fund expenses to the extent necessary to prevent the operating expenses of the Fund (excluding acquired fund fees and expenses, interest expense, trading expenses, dividends on securities sold short, taxes and extraordinary expenses) from exceeding 1.95% for Class A, 2.50% for Class C, 1.25% for Class I, and 1.70% for Class Y of the Fund's average daily net assets per year until May 1, 2013. During such time, the expense limitation is expected to continue until the Board of Trustees acts to discontinue all or a portion of such expense limitation.

Expense Example

The following example is intended to help you compare the cost of investing in the Fund with the cost of investing in other mutual funds. The example assumes that you invest \$10,000 in the Fund for the time periods indicated and then either redeem all of your shares at the end of these periods or continue to hold them. The example also assumes that your investment has a 5% return each year and that the Fund's operating expenses remain the same. Although your actual expenses may be higher or lower, based on these assumptions, your costs would be:

	Share Status	1 Year	3 Years	5 Years	10 Years
Class A	Sold or Held	\$744	\$1,097	\$1,474	\$2,529
Class C	Sold	\$353	\$ 819	\$1,412	\$3,017
	Held	\$253	\$ 819	\$1,412	\$3,017
Class I	Sold or Held	\$127	\$ 601	\$1,101	\$2,479
Class Y	Sold or Held	\$173	\$ 615	\$1,084	\$2,380

PORTFOLIO TURNOVER

The Fund pays transaction costs, such as commissions, when it buys and sells securities (or “turns over” its portfolio). A higher portfolio turnover rate may indicate higher transaction costs and may result in higher taxes when Fund shares are held in a taxable account. These costs, which are not reflected in annual fund operating expenses or in the example, affect the Fund’s performance. During the most recent fiscal year, the Fund’s portfolio turnover rate was 94% of the average value of its portfolio.

PRINCIPAL INVESTMENT STRATEGIES

Under normal conditions, the Fund invests at least 80% of its net assets in securities of companies that are organized in, maintain at least 50% of their assets in, or derive at least 50% of their revenues from, emerging market countries. An emerging market country is any country that has been determined by an international organization, such as the World Bank, to have a low to middle income economy. The Fund is considered to be “non-diversified” which means that it may invest in fewer securities than a “diversified” fund.

Utilizing qualitative and quantitative measures, the Fund’s portfolio manager selects companies that have growth potential, specifically focusing on small- to mid- capitalization companies. Candidates for the Fund’s portfolio are ranked based on their relative desirability based on a wide range of financial criteria and are regularly reviewed to ensure that they continue to meet the ranking and desirability criteria.

The Fund’s holdings may include issues denominated in currencies of emerging countries, investment companies (like country funds) that invest in emerging countries, and American Depositary Receipts, and similar types of investments, representing emerging markets securities.

The Fund may use derivative instruments, such as structured notes, futures, options and swap agreements, to gain or hedge exposure.

The Fund may invest up to 20% of its net assets in securities issued by other investment companies, including exchange-traded funds (“ETFs”). The Fund may also invest in money market funds, but these investments are not subject to this limitation. The Fund may invest in ETFs to participate in, or gain rapid exposure to, certain market sectors, or when direct investments in certain countries are not permitted.

PRINCIPAL RISKS

There is no assurance that the Fund will achieve its investment objective. The Fund’s share price and return will fluctuate with changes in the market value of the Fund’s portfolio securities. Accordingly, an investment in the Fund involves the risk of losing money.

Derivatives. The use of derivatives, such as swap agreements, options, warrants, futures contracts, currency forwards and structured notes, presents risks different from, and possibly greater than, the risks associated with investing directly in traditional securities. The use of derivatives can lead to losses because of adverse movements in the price or value of the underlying security, asset, index or reference rate. Derivative strategies often involve leverage, which may exaggerate a loss, potentially causing a Fund to lose more money than it would have lost had it invested in the underlying security. Also, a liquid secondary market may not always exist for the Fund’s derivative positions at times when the Fund might wish to terminate or sell such positions and over the counter instruments may be illiquid.

Direct Investments. Direct investments may involve a high degree of business and financial risk that can result in substantial losses. Because of the absence of any public trading market for these investments, a Fund may take longer to liquidate these positions than would be the case for publicly traded securities. Direct investments are generally considered illiquid and will be aggregated with other illiquid investments for purposes of the limitation on illiquid investments.

Emerging Markets Securities. Emerging markets securities typically present even greater exposure to the risks described under “Foreign Securities” and may be particularly sensitive to certain economic changes. Emerging markets securities are exposed to a number of risks that may make these investments volatile in price or difficult to trade.

Foreign Currency Transactions. An investment transacted in a foreign currency may lose value due to fluctuations in the rate of exchange. These fluctuations can make the return on an investment go up or down, entirely apart from the quality or performance of the investment itself.

Foreign Securities. Foreign investments are subject to greater risks than U.S. domestic investments. These additional risks may include exchange rate fluctuations and exchange controls; less publicly available information; more volatile or less liquid securities markets; and the possibility of arbitrary action by foreign governments, or political, economic or social instability. Foreign companies also may be subject to significantly higher levels of taxation than U.S. companies, including potentially confiscatory levels of taxation, thereby reducing the earnings potential of such foreign companies.

Investments in Other Investment Companies. A Fund's investment in another investment company may subject the Fund indirectly to the underlying risks of the investment company. The Fund also will bear its share of the underlying investment company's fees and expenses, which are in addition to the Fund's own fees and expenses.

Market. Market risk refers to the risk that the market prices of securities that a Fund holds will rise or fall, sometimes rapidly or unpredictably. In general, equity securities tend to have greater price volatility than debt securities.

Non-Diversification. A non-diversified fund's greater investment in a single issuer makes the fund more susceptible to financial, economic or market events impacting such issuer. A decline in the value of or default by a single security in the non-diversified fund's portfolio may have a greater negative effect than a similar decline or default by a single security in a diversified portfolio.

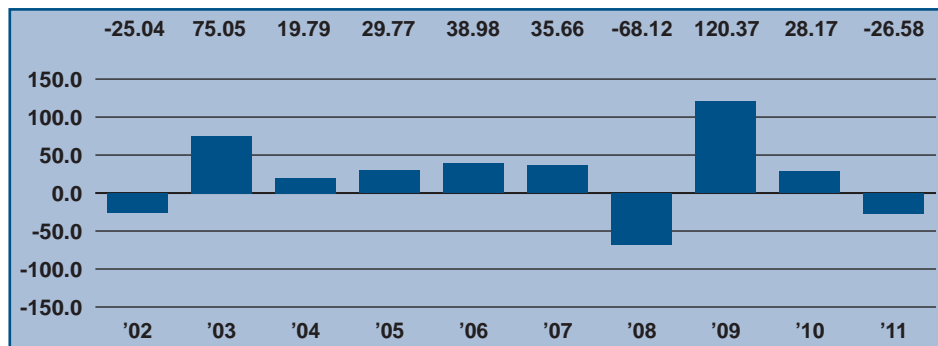
Small- and Medium-Capitalization Companies. Securities of small- and medium-sized companies often have greater price volatility, lower trading volume and less liquidity than larger more established companies. The stocks of small- and medium-sized companies may have returns that vary, sometimes significantly, from the overall stock market.

PERFORMANCE

The following chart and table provide some indication of the risks of investing in the Fund by showing changes in the Fund's performance from year to year and by showing how the Fund's average annual total returns compare with those of a broad measure of market performance and one or more other performance measures. For instance, the Morgan Stanley Capital International (MSCI) Emerging Markets Index, calculated with dividends reinvested, captures 60% of the publicly traded equities in each industry for approximately 25 emerging markets. The Fund's past performance (before and after taxes) is not necessarily an indication of how the Fund will perform in the future. The annual returns in the bar chart are for the Fund's Class A shares and do not reflect sales loads. If sales loads were reflected, returns would be less than those shown.

Additionally, large purchases and/or redemptions of shares of a class, relative to the amount of assets represented by the class, may cause the annual returns for each class to differ. Updated performance information for the Fund is available on the Van Eck website at vaneck.com.

CLASS A: Annual Total Returns (%) as of 12/31



Best Quarter: +59.06% 2Q '09

Worst Quarter: -38.59% 4Q '08

Average Annual Total Returns as of 12/31/11	1 Year	5 Years	10 Years	Life of Class
Class A Shares (12/20/93)				
Before Taxes	-30.83%	-3.31%	9.14%	—
After Taxes on Distributions ¹	-31.14%	-4.02%	8.00%	—
After Taxes on Distributions and Sale of Fund Shares ¹	-20.04%	-2.97%	7.74%	—
Class C Shares (10/3/03)				
Before Taxes	-27.77%	-2.85%	—	9.41%
Class I Shares (12/31/07)				
Before Taxes	-26.19%	—	—	-9.21%
Class Y Shares (4/30/10)				
Before Taxes	-26.58%	—	—	-6.62%
MSCI Emerging Markets Index (reflects no deduction for fees, expenses or taxes)	-18.17%	2.70%	14.20%	—

¹ After tax returns are calculated using the historical highest individual federal marginal income tax rates and do not reflect the impact of state and local taxes. These returns are shown for one class of shares only; after tax-returns for the other classes may vary. Actual after-tax returns depend on your individual tax situation and may differ from those shown in the preceding table. The after-tax return information shown above does not apply to Fund shares held through a tax-deferred account, such as a 401(k) plan or Investment Retirement Account.

PORTFOLIO MANAGEMENT

Investment Adviser. Van Eck Associates Corporation

Portfolio Manager and Investment Team Members.

David A. Semple, Portfolio Manager, 1998

Edward M. Kuczma, CFA, Investment Team Member, 2004

Angus Shillington, Investment Team Member, 2009

PURCHASE AND SALE OF FUND SHARES

In general, shares of the Fund may be purchased or redeemed on any business day, primarily through financial representatives such as brokers or advisers, or directly by eligible investors through the Fund's transfer agent. Purchase minimums for Classes A, C and Y shares are \$1000 for an initial purchase and \$100 for a subsequent purchase, with no purchase minimums for any purchase through a retirement or pension plan account, for any "wrap fee" account and similar programs offered without a sales charge by certain financial institutions and third-party recordkeepers and/or administrators, and for any account using the Automatic Investment Plan, or for any other periodic purchase program. Purchase minimums for Class I shares are \$1 million for an initial purchase and no minimum for a subsequent purchase; the initial minimum may be reduced or waived at the Fund's discretion.

TAX INFORMATION

The Fund normally distributes net investment income and net realized capital gains, if any, to shareholders. These distributions are generally taxable to you as ordinary income or capital gains, unless you are investing through a tax-advantaged retirement account, such as a 401(k) plan or an individual retirement account (IRA).

PAYMENTS TO BROKER-DEALERS AND OTHER FINANCIAL INTERMEDIARIES

If you purchase the Fund through a broker-dealer or other financial intermediary (such as a bank), the Fund and/or its affiliates may pay the intermediary for the sale of Fund shares and related services. These payments may create a conflict of interest by influencing the broker-dealer or other intermediary and your financial professional to recommend the Fund over another investment. Ask your financial professional or visit your financial intermediary's website for more information.

SUMMARY INFORMATION

INVESTMENT OBJECTIVE

The Global Hard Assets Fund seeks long-term capital appreciation by investing primarily in hard asset securities. Income is a secondary consideration.

FUND FEES AND EXPENSES

This table describes the fees and expenses that you may pay if you buy and hold shares of the Fund. You may qualify for Class A sales charge discounts if you and your family (includes spouse and children under age 21) invest, or agree to invest in the future, at least \$25,000, in the aggregate, in Classes A and C of the Van Eck Funds. More information about these and other discounts is available from your financial professional and in the "Shareholder Information" section of the Fund's prospectus and in the "Availability of Discounts" and "Breakpoint Linkage Rules for Discounts" sections of the Fund's SAI.

Shareholder Fees

(fees paid directly from your investment)

	Class A	Class C	Class I	Class Y
Maximum Sales Charge (load) imposed on purchases (as a percentage of offering price)	5.75%	0.00%	0.00%	0.00%
Maximum Deferred Sales Charge (load) (as a percentage of the lesser of the net asset value or purchase price)	0.00% ¹	1.00%	0.00%	0.00%

¹ A contingent deferred sales charge for Class A shares of 1.00% for one year applies to redemptions of qualified commissionable shares purchased after April 30, 2012 at or above the \$1 million breakpoint level.

Annual Fund Operating Expenses *(expenses that you pay each year as a percentage of the value of your investment)*

	Class A	Class C	Class I	Class Y
Management Fees	0.95%	0.95%	0.95%	0.95%
Distribution and/or Service (12b-1) Fees	0.25%	1.00%	0.00%	0.00%
Other Expenses	0.16%	0.16%	0.05%	0.21%
Acquired Fund Fees and Expenses	0.01%	0.01%	0.01%	0.01%
Total Annual Fund Operating Expenses	1.37%	2.12%	1.01%	1.17%
Fees/Expenses Waived or Reimbursed ¹	0.00%	0.00%	0.00%	(0.03)%
Total Annual Fund Operating Expenses After Fee Waiver and/or Expense Reimbursement	1.37%	2.12%	1.01%	1.14%

¹ Van Eck Associates Corporation (the "Adviser") has agreed to waive fees and/or pay Fund expenses to the extent necessary to prevent the operating expenses of the Fund (excluding acquired fund fees and expenses, interest expense, trading expenses, dividends on securities sold short, taxes and extraordinary expenses) from exceeding 1.38% for Class A, 2.20% for Class C, 1.00% for Class I, and 1.13% for Class Y of the Fund's average daily net assets per year until May 1, 2013. During such time, the expense limitation is expected to continue until the Board of Trustees acts to discontinue all or a portion of such expense limitation.

Expense Example

The following example is intended to help you compare the cost of investing in the Fund with the cost of investing in other mutual funds. The example assumes that you invest \$10,000 in the Fund for the time periods indicated and then either redeem all of your shares at the end of these periods or continue to hold them. The example also assumes that your investment has a 5% return each year and that the Fund's operating expenses remain the same. Although your actual expenses may be higher or lower, based on these assumptions, your costs would be:

	Share Status	1 Year	3 Years	5 Years	10 Years
Class A	Sold or Held	\$706	\$984	\$1,282	\$2,127
Class C	Sold	\$315	\$664	\$1,139	\$2,452
	Held	\$215	\$664	\$1,139	\$2,452
Class I	Sold or Held	\$103	\$322	\$ 558	\$1,236
Class Y	Sold or Held	\$116	\$369	\$ 641	\$1,418

PORTFOLIO TURNOVER

The Fund pays transaction costs, such as commissions, when it buys and sells securities (or “turns over” its portfolio). A higher portfolio turnover rate may indicate higher transaction costs and may result in higher taxes when Fund shares are held in a taxable account. These costs, which are not reflected in annual fund operating expenses or in the example, affect the Fund’s performance. During the most recent fiscal year, the Fund’s portfolio turnover rate was 40% of the average value of its portfolio.

PRINCIPAL INVESTMENT STRATEGIES

Under normal conditions, the Fund invests at least 80% of its net assets in securities of “hard asset” companies and instruments that derive their value from “hard assets”. Hard assets include precious metals (including gold), base and industrial metals, energy, natural resources and other commodities. A hard assets company is a company that derives, directly or indirectly, at least 50% of its revenues from exploration, development, production, distribution or facilitation of processes relating to hard assets. The Fund concentrates its investments in the securities of hard assets companies and instruments that derive their value from hard assets. The Fund is considered to be “non-diversified” which means that it may invest in fewer securities than a “diversified” fund.

The Fund may invest without limitation in any one hard asset sector and is not required to invest any portion of its assets in any one hard asset sector. The Fund may invest in securities of companies located anywhere in the world, including the U.S. Under ordinary circumstances, the Fund will invest in securities of issuers from a number of different countries, and may invest any amount of its assets in emerging markets. The Fund may invest in securities of companies of any capitalization range. Utilizing qualitative and quantitative measures, the Fund’s investment management team selects equity securities of companies that it believes represent value opportunities and/or that have growth potential. Candidates for the Fund’s portfolio are evaluated based on their relative desirability using a wide range of criteria and are regularly reviewed to ensure that they continue to offer absolute and relative desirability.

The Fund may use derivative instruments, such as structured notes, futures, options and swap agreements, to gain or hedge exposure to hard assets, hard asset companies and other assets. The Fund may enter into foreign currency transactions to attempt to moderate the effect of currency fluctuations. The Fund may write covered call options on portfolio securities to the extent that the value of all securities with respect to which covered calls are written does not exceed 10% of the Fund’s net asset value. The Fund may also invest up to 20% of its net assets in securities issued by other investment companies, including exchange-traded funds (“ETFs”). The Fund may also invest in money market funds, but these investments are not subject to this limitation. The Fund may invest in ETFs to participate in, or gain rapid exposure to, certain market sectors, or when direct investments in certain countries are not permitted.

PRINCIPAL RISKS

There is no assurance that the Fund will achieve its investment objective. The Fund’s share price and return will fluctuate with changes in the market value of the Fund’s portfolio securities. Accordingly, an investment in the Fund involves the risk of losing money.

Commodities and Commodity-Linked Derivatives. Exposure to the commodities markets, such as precious metals, industrial metals, gas and other energy products and natural resources, may subject a Fund to greater volatility than investments in traditional securities. The commodities markets may fluctuate widely based on a variety of factors including changes in overall market movements, political and economic events and policies, war, acts of terrorism and changes in interest rates or inflation rates. Because the value of a commodity-linked derivative instrument and structured note typically are based upon the price movements of physical commodities, the value of these securities will rise or fall in response to changes in the underlying commodities or related index of investment.

Derivatives. The use of derivatives, such as swap agreements, options, warrants, futures contracts, currency forwards and structured notes, presents risks different from, and possibly greater than, the risks associated with investing directly in traditional securities. The use of derivatives can lead to losses because of adverse movements in the price or value of the underlying security, asset, index or reference rate. Derivative strategies often involve leverage, which may exaggerate a loss, potentially causing a Fund to lose more money than it would have lost had it invested in the underlying security. Also, a liquid secondary market may not always exist for the Fund’s derivative positions at times when the Fund might wish to terminate or sell such positions and over the counter instruments may be illiquid.

Direct Investments. Direct investments may involve a high degree of business and financial risk that can result in substantial losses. Because of the absence of any public trading market for these investments, a Fund may take longer to liquidate these positions than would be the case for publicly traded securities. Direct investments are generally considered illiquid and will be aggregated with other illiquid investments for purposes of the limitation on illiquid investments.

Emerging Markets Securities. Emerging markets securities typically present even greater exposure to the risks described under “Foreign Securities” and may be particularly sensitive to certain economic changes. Emerging markets securities are exposed to a number of risks that may make these investments volatile in price or difficult to trade.

Foreign Currency Transactions. An investment transacted in a foreign currency may lose value due to fluctuations in the rate of exchange. These fluctuations can make the return on an investment go up or down, entirely apart from the quality or performance of the investment itself.

Foreign Securities. Foreign investments are subject to greater risks than U.S. domestic investments. These additional risks may include exchange rate fluctuations and exchange controls; less publicly available information; more volatile or less liquid securities markets; and the possibility of arbitrary action by foreign governments, or political, economic or social instability. Foreign companies also may be subject to significantly higher levels of taxation than U.S. companies, including potentially confiscatory levels of taxation, thereby reducing the earnings potential of such foreign companies.

Hard Assets Sectors. The Fund may be subject to greater risks and market fluctuations than a fund whose portfolio has exposure to a broader range of sectors. The Fund may be susceptible to financial, economic, political or market events, as well as government regulation, impacting the hard assets sectors (such as the energy, metals and real estate sectors). Precious metals and natural resources securities are at times volatile and there may be sharp fluctuations in prices, even during periods of rising prices.

Investments in Other Investment Companies. A Fund's investment in another investment company may subject the Fund indirectly to the underlying risks of the investment company. The Fund also will bear its share of the underlying investment company's fees and expenses, which are in addition to the Fund's own fees and expenses.

Market. Market risk refers to the risk that the market prices of securities that a Fund holds will rise or fall, sometimes rapidly or unpredictably. In general, equity securities tend to have greater price volatility than debt securities.

Non-Diversification. A non-diversified fund's greater investment in a single issuer makes the fund more susceptible to financial, economic or market events impacting such issuer. A decline in the value of or default by a single security in the non-diversified fund's portfolio may have a greater negative effect than a similar decline or default by a single security in a diversified portfolio.

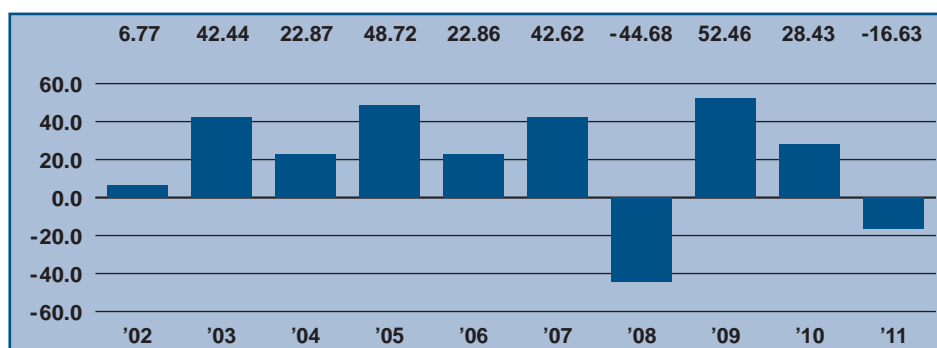
Small- and Medium-Capitalization Companies. Securities of small- and medium-sized companies often have greater price volatility, lower trading volume and less liquidity than larger more established companies. The stocks of small- and medium-sized companies may have returns that vary, sometimes significantly, from the overall stock market.

PERFORMANCE

The following chart and table provide some indication of the risks of investing in the Fund by showing changes in the Fund's performance from year to year and by showing how the Fund's average annual total returns compare with those of a broad measure of market performance and one or more other performance measures. For instance, the S&P North American Natural Resources Sector Index includes mining, energy, paper and forest products, and plantation-owning companies. The Fund's past performance (before and after taxes) is not necessarily an indication of how the Fund will perform in the future. The annual returns in the bar chart are for the Fund's Class A shares and do not reflect sales loads. If sales loads were reflected, returns would be less than those shown.

Additionally, large purchases and/or redemptions of shares of a class, relative to the amount of assets represented by the class, may cause the annual returns for each class to differ. Updated performance information for the Fund is available on the Van Eck website at vaneck.com.

CLASS A: Annual Total Returns (%) as of 12/31



Best Quarter: +24.25% 3Q '05

Worst Quarter: -35.78% 3Q '08

Average Annual Total Returns as of 12/31/11	1 Year	5 Years	10 Years	Life of Class
Class A Shares (11/2/94)				
Before Taxes	-21.42%	3.95%	15.28%	—
After Taxes on Distributions ¹	-21.51%	3.38%	14.81%	—
After Taxes on Distributions and Sale of Fund Shares ¹	-13.83%	3.22%	13.73%	—
Class C Shares (11/2/94)				
Before Taxes	-18.05%	4.39%	15.05%	—
Class I Shares (5/1/06)				
Before Taxes	-16.31%	5.61%	—	5.03%
Class Y Shares (4/30/10)				
Before Taxes	-16.45%	—	—	0.39%
S&P® North American Natural Resources Sector Index (reflects no deduction for fees, expenses or taxes)	-7.35%	4.04%	10.99%	—
S&P® 500 Index (reflects no deduction for fees, expenses or taxes)	2.11%	-0.25%	2.92%	—

¹ After tax returns are calculated using the historical highest individual federal marginal income tax rates and do not reflect the impact of state and local taxes. These returns are shown for one class of shares only; after tax-returns for the other classes may vary. Actual after-tax returns depend on your individual tax situation and may differ from those shown in the preceding table. The after-tax return information shown above does not apply to Fund shares held through a tax-deferred account, such as a 401(k) plan or Investment Retirement Account.

PORTFOLIO MANAGEMENT

Investment Adviser. Van Eck Associates Corporation

Portfolio Managers and Investment Team Members.

Charles T. Cameron, Co-Portfolio Manager, 2010; Investment Team Member, 1995

Shawn Reynolds, Co-Portfolio Manager, 2010; Investment Team Member, 2005

Imaru Casanova, Investment Team Member, 2011

Joseph M. Foster, Investment Team Member, 1996

Samuel L. Halpert, Investment Team Member, 2000

Geoffrey R. King, CFA, Investment Team Member, 2007

Gregory F. Krenzer, CFA, Investment Team Member, 1994

Charl P. de M. Malan, Investment Team Member, 2003

Mark A. Miller, Investment Team Member, 2007

Edward W. Mitby, CFA, Investment Team Member, 2008

PURCHASE AND SALE OF FUND SHARES

In general, shares of the Fund may be purchased or redeemed on any business day, primarily through financial representatives such as brokers or advisers, or directly by eligible investors through the Fund's transfer agent. Purchase minimums for Classes A, C and Y shares are \$1000 for an initial purchase and \$100 for a subsequent purchase, with no purchase minimums for any purchase through a retirement or pension plan account, for any "wrap fee" account and similar programs offered without a sales charge by certain financial institutions and third-party recordkeepers and/or administrators, and for any account using the Automatic Investment Plan, or for any other periodic purchase program. Purchase minimums for Class I shares are \$1 million for an initial purchase and no minimum for a subsequent purchase; the initial minimum may be reduced or waived at the Fund's discretion.

TAX INFORMATION

The Fund normally distributes net investment income and net realized capital gains, if any, to shareholders. These distributions are generally taxable to you as ordinary income or capital gains, unless you are investing through a tax-advantaged retirement account, such as a 401(k) plan or an individual retirement account (IRA).

PAYMENTS TO BROKER-DEALERS AND OTHER FINANCIAL INTERMEDIARIES

If you purchase the Fund through a broker-dealer or other financial intermediary (such as a bank), the Fund and/or its affiliates may pay the intermediary for the sale of Fund shares and related services. These payments may create a conflict of interest by influencing the broker-dealer or other intermediary and your financial professional to recommend the Fund over another investment. Ask your financial professional or visit your financial intermediary's website for more information.

SUMMARY INFORMATION

INVESTMENT OBJECTIVE

The International Investors Gold Fund seeks long-term capital appreciation by investing in common stocks of gold-mining companies. The Fund may take current income into consideration when choosing investments.

FUND FEES AND EXPENSES

This table describes the fees and expenses that you may pay if you buy and hold shares of the Fund. You may qualify for Class A sales charge discounts if you and your family (includes spouse and children under age 21) invest, or agree to invest in the future, at least \$25,000, in the aggregate, in Classes A and C of the Van Eck Funds. More information about these and other discounts is available from your financial professional and in the "Shareholder Information" section of the Fund's prospectus and in the "Availability of Discounts" and "Breakpoint Linkage Rules for Discounts" sections of the Fund's SAI.

Shareholder Fees

(fees paid directly from your investment)

	Class A	Class C	Class I	Class Y
Maximum Sales Charge (load) imposed on purchases (as a percentage of offering price)	5.75%	0.00%	0.00%	0.00%
Maximum Deferred Sales Charge (load) (as a percentage of the lesser of the net asset value or purchase price)	0.00% ¹	1.00%	0.00%	0.00%

¹ A contingent deferred sales charge for Class A shares of 1.00% for one year applies to redemptions of qualified commissionable shares purchased after April 30, 2012 at or above the \$1 million breakpoint level.

Annual Fund Operating Expenses *(expenses that you pay each year as a percentage of the value of your investment)*

	Class A	Class C	Class I	Class Y
Management Fees	0.60%	0.60%	0.60%	0.60%
Distribution and/or Service (12b-1) Fees	0.25%	1.00%	0.00%	0.00%
Other Expenses	0.35%	0.36%	0.31%	0.50%
Total Annual Fund Operating Expenses	1.20%	1.96%	0.91%	1.10%

Expense Example

The following example is intended to help you compare the cost of investing in the Fund with the cost of investing in other mutual funds. The example assumes that you invest \$10,000 in the Fund for the time periods indicated and then either redeem all of your shares at the end of these periods or continue to hold them. The example also assumes that your investment has a 5% return each year and that the Fund's operating expenses remain the same. Although your actual expenses may be higher or lower, based on these assumptions, your costs would be:

	Share Status	1 Year	3 Years	5 Years	10 Years
Class A	Sold or Held	\$690	\$934	\$1,197	\$1,946
Class C	Sold	\$299	\$615	\$1,057	\$2,285
	Held	\$199	\$615	\$1,057	\$2,285
Class I	Sold or Held	\$ 93	\$290	\$ 504	\$1,120
Class Y	Sold or Held	\$112	\$350	\$ 606	\$1,340

PORTFOLIO TURNOVER

The Fund pays transaction costs, such as commissions, when it buys and sells securities (or "turns over" its portfolio). A higher portfolio turnover rate may indicate higher transaction costs and may result in higher taxes when Fund shares are held in a taxable account. These costs, which are not reflected in annual fund operating expenses or in the example, affect the Fund's performance. During the most recent fiscal year, the Fund's portfolio turnover rate was 24% of the average value of its portfolio.

PRINCIPAL INVESTMENT STRATEGIES

Under normal conditions, the Fund invests at least 80% of its net assets in securities of companies principally engaged in gold-related activities, instruments that derive their value from gold, gold coins and bullion. A company principally engaged in gold-related activities is one that derives at least 50% of its revenues from gold-related activities, including the exploration, mining or processing of or dealing in gold. The Fund concentrates its investments in the gold-mining industry and therefore invests 25% or more of its total assets in such industry. The Fund is considered to be “non-diversified” which means that it may invest in fewer securities than a “diversified” fund.

The Fund invests in securities of companies with economic ties to countries throughout the world, including the U.S. Under ordinary circumstances, the Fund will invest in securities of issuers from a number of different countries. The Fund may invest in securities of companies of any capitalization range. The Fund primarily invests in companies that the portfolio manager believes represent value opportunities and/or that have growth potential within their market niche, through their ability to increase production capacity at reasonable cost or make gold discoveries around the world. The portfolio manager utilizes both a macro-economic examination of gold market themes and a fundamental analysis of prospective companies in the search for value and growth opportunities.

The Fund may invest up to 25% of its net assets, as of the date of the investment, in gold and silver coins, gold, silver, platinum and palladium bullion and exchange-traded funds (“ETFs”) that invest primarily in such coins and bullion and derivatives on the foregoing. The Fund’s investments in coins and bullion will not earn income, and the sole source of return to the Fund from these investments will be from gains or losses realized on the sale of such investments.

The Fund may gain exposure to gold bullion and other metals by investing up to 25% of the Fund’s total assets in a wholly-owned subsidiary of the Fund (the “Subsidiary”). The Subsidiary primarily invests in gold bullion, gold futures and other instruments that provide direct or indirect exposure to gold, including ETFs, and also may invest in silver, platinum and palladium bullion and futures. The Subsidiary (unlike the Fund) may invest without limitation in these investments. The Fund will “look-through” the Subsidiary to the Subsidiary’s underlying investments for determining compliance with the Fund’s investment policies. For tax reasons, it may be advantageous for the Fund to create and maintain its exposure to the commodity markets, in whole or in part, by investing in the Subsidiary. The portfolio of the Subsidiary is managed by the Adviser for the exclusive benefit of the Fund.

The Fund may use derivative instruments, such as structured notes, futures, options and swap agreements, to gain or hedge exposure. The Fund may invest up to 20% of its net assets in securities issued by other investment companies, including ETFs. The Fund may also invest in money market funds, but these investments are not subject to this limitation. The Fund may invest in ETFs to participate in, or gain rapid exposure to, certain market sectors, or when direct investments in certain countries are not permitted.

PRINCIPAL RISKS

There is no assurance that the Fund will achieve its investment objective. The Fund’s share price and return will fluctuate with changes in the market value of the Fund’s portfolio securities. Accordingly, an investment in the Fund involves the risk of losing money.

Commodities and Commodity-Linked Derivatives. Exposure to the commodities markets, such as precious metals, industrial metals, gas and other energy products and natural resources, may subject a Fund to greater volatility than investments in traditional securities. The commodities markets may fluctuate widely based on a variety of factors including changes in overall market movements, political and economic events and policies, war, acts of terrorism and changes in interest rates or inflation rates. Because the value of a commodity-linked derivative instrument and structured note typically are based upon the price movements of physical commodities, the value of these securities will rise or fall in response to changes in the underlying commodities or related index of investment.

Concentration in Gold-Mining Industry. The Fund may be subject to greater risks and market fluctuations than a fund whose portfolio has exposure to a broader range of industries. The Fund may be susceptible to financial, economic, political or market events, as well as government regulation, impacting the gold industry. Fluctuations in the price of gold often dramatically affect the profitability of companies in the gold industry.

Derivatives. The use of derivatives, such as swap agreements, options, warrants, futures contracts, currency forwards and structured notes, presents risks different from, and possibly greater than, the risks associated with investing directly in traditional securities. The use of derivatives can lead to losses because of adverse movements in the price or value of the underlying security, asset, index or reference rate. Derivative strategies often involve leverage, which may exaggerate a loss, potentially causing a Fund to lose more money than it would have lost had it invested in the underlying security. Also, a liquid secondary market may not always exist for the Fund’s derivative positions at times when the Fund might wish to terminate or sell such positions and over the counter instruments may be illiquid.

Direct Investments. Direct investments may involve a high degree of business and financial risk that can result in substantial losses. Because of the absence of any public trading market for these investments, a Fund may take longer to liquidate these positions than would be the case for publicly traded securities. Direct investments are generally considered illiquid and will be aggregated with other illiquid investments for purposes of the limitation on illiquid investments.

Emerging Markets Securities. Emerging markets securities typically present even greater exposure to the risks described under “Foreign Securities” and may be particularly sensitive to certain economic changes. Emerging markets securities are exposed to a number of risks that may make these investments volatile in price or difficult to trade.

Foreign Currency Transactions. An investment transacted in a foreign currency may lose value due to fluctuations in the rate of exchange. These fluctuations can make the return on an investment go up or down, entirely apart from the quality or performance of the investment itself.

Foreign Securities. Foreign investments are subject to greater risks than U.S. domestic investments. These additional risks may include exchange rate fluctuations and exchange controls; less publicly available information; more volatile or less liquid securities markets; and the possibility of arbitrary action by foreign governments, or political, economic or social instability. Foreign companies also may be subject to significantly higher levels of taxation than U.S. companies, including potentially confiscatory levels of taxation, thereby reducing the earnings potential of such foreign companies.

Investments in Other Investment Companies. A Fund’s investment in another investment company may subject the Fund indirectly to the underlying risks of the investment company. The Fund also will bear its share of the underlying investment company’s fees and expenses, which are in addition to the Fund’s own fees and expenses.

Market. Market risk refers to the risk that the market prices of securities that a Fund holds will rise or fall, sometimes rapidly and unpredictably. In general, equity securities tend to have greater price volatility than debt securities.

Non-Diversification. A non-diversified fund’s greater investment in a single issuer makes the fund more susceptible to financial, economic or market events impacting such issuer. A decline in the value of or default by a single security in the non-diversified fund’s portfolio may have a greater negative effect than a similar decline or default by a single security in a diversified portfolio.

Regulatory. Changes in the laws or regulations of the United States or the Cayman Islands, including any changes to applicable tax laws and regulations, could impair the ability of the Fund to achieve its investment objective and could increase the operating expenses of the Fund or the Subsidiary. For example, the U.S. Commodity Futures Trading Commission (“CFTC”) recently adopted amendments to existing regulations that, upon effectiveness, may subject activities of the Fund or the Subsidiary involving investments in futures contracts and similar instruments to regulation by the CFTC, including a variety of registration, disclosure and operational obligations.

Small- and Medium-Capitalization Companies. Securities of small- and medium-sized companies often have greater price volatility, lower trading volume and less liquidity than larger more established companies. The stocks of small- and medium-sized companies may have returns that vary, sometimes significantly, from the overall stock market.

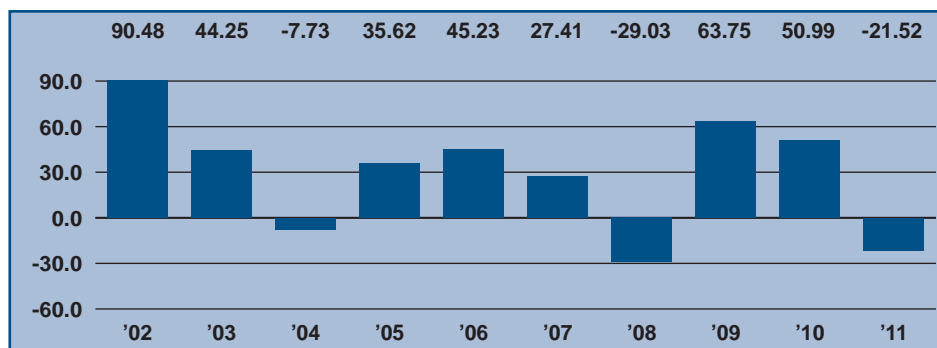
Subsidiary. By investing in the Subsidiary, a Fund is indirectly exposed to the risks associated with the Subsidiary’s investments.

PERFORMANCE

The following chart and table provide some indication of the risks of investing in the Fund by showing changes in the Fund’s performance from year to year and by showing how the Fund’s average annual total returns compare with those of a broad measure of market performance and one or more other performance measures. For instance, the NYSE Arca Gold Miners (GDM) Index is a modified market capitalization-weighted index comprised of publicly traded companies involved primarily in the mining for gold. The GDM Index has only been calculated in real time by an independent calculation agent since October 7, 2004. The Fund’s past performance (before and after taxes) is not necessarily an indication of how the Fund will perform in the future. The annual returns in the bar chart are for the Fund’s Class A shares and do not reflect sales loads. If sales loads were reflected, returns would be less than those shown.

Additionally, large purchases and/or redemptions of shares of a class, relative to the amount of assets represented by the class, may cause the annual returns for each class to differ. Updated performance information for the Fund is available on the Van Eck website at vaneck.com.

CLASS A: Annual Total Returns (%) as of 12/31



Best Quarter: +44.96% 1Q '02

Worst Quarter: -31.82% 3Q '08

Average Annual Total Returns as of 12/31/11	1 Year	5 Years	10 Years	Life of Class
Class A Shares (2/10/56)				
Before Taxes	-26.04%	10.58%	23.50%	—
After Taxes on Distributions ¹	-26.45%	8.32%	20.87%	—
After Taxes on Distributions and Sale of Fund Shares ¹	-16.92%	8.07%	20.03%	—
Class C Shares (10/3/03)				
Before Taxes	-22.88%	11.07%	—	17.49%
Class I Shares (10/2/06)				
Before Taxes	-21.30%	15.52%	—	18.13%
Class Y Shares (4/30/10)				
Before Taxes	-21.42%	—	—	2.49%
NYSE Arca Gold Miners Index (reflects no deduction for fees, expenses or taxes)	-15.48%	6.36%	—	—
S&P® 500 Index (reflects no deduction for fees, expenses or taxes)	2.11%	-0.25%	2.92%	—

¹ After tax returns are calculated using the historical highest individual federal marginal income tax rates and do not reflect the impact of state and local taxes. These returns are shown for one class of shares only; after tax-returns for the other classes may vary. Actual after-tax returns depend on your individual tax situation and may differ from those shown in the preceding table. The after-tax return information shown above does not apply to Fund shares held through a tax-deferred account, such as a 401(k) plan or Investment Retirement Account.

PORTFOLIO MANAGEMENT

Investment Adviser. Van Eck Associates Corporation

Portfolio Manager and Investment Team Members.

Joseph M. Foster, Portfolio Manager, 1996

Imaru Casanova, Investment Team Member, 2011

Charl P. de M. Malan, Investment Team Member, 2003

PURCHASE AND SALE OF FUND SHARES

In general, shares of the Fund may be purchased or redeemed on any business day, primarily through financial representatives such as brokers or advisers, or directly by eligible investors through the Fund's transfer agent. Purchase minimums for Classes A, C and Y shares are \$1000 for an initial purchase and \$100 for a subsequent purchase, with no purchase minimums for any purchase through a retirement or pension plan account, for any "wrap fee" account and similar programs offered without a sales charge by certain financial institutions and third-party recordkeepers and/or administrators, and for any account using the Automatic Investment Plan, or for any other periodic purchase program. Purchase minimums for Class I shares are \$1 million for an initial purchase and no minimum for a subsequent purchase; the initial minimum may be reduced or waived at the Fund's discretion.

TAX INFORMATION

The Fund normally distributes net investment income and net realized capital gains, if any, to shareholders. These distributions are generally taxable to you as ordinary income or capital gains, unless you are investing through a tax-advantaged retirement account, such as a 401(k) plan or an individual retirement account (IRA).

PAYMENTS TO BROKER-DEALERS AND OTHER FINANCIAL INTERMEDIARIES

If you purchase the Fund through a broker-dealer or other financial intermediary (such as a bank), the Fund and/or its affiliates may pay the intermediary for the sale of Fund shares and related services. These payments may create a conflict of interest by influencing the broker-dealer or other intermediary and your financial professional to recommend the Fund over another investment. Ask your financial professional or visit your financial intermediary's website for more information.

II. INVESTMENT OBJECTIVES, STRATEGIES, POLICIES, RISKS AND OTHER INFORMATION

This section states each Fund's investment objective and describes certain strategies and policies that the Fund may utilize in pursuit of its investment objective. This section also provides additional information about the principal risks associated with investing in each Fund.

1. INVESTMENT OBJECTIVES

Fund Emerging Markets Fund

Objective The Emerging Markets Fund seeks long-term capital appreciation by investing primarily in equity securities in emerging markets around the world.

Fund Global Hard Assets Fund

Objective The Global Hard Assets Fund seeks long-term capital appreciation by investing primarily in hard asset securities. Income is a secondary consideration.

Fund International Investors Gold Fund

Objective The International Investors Gold Fund seeks long-term capital appreciation by investing in common stocks of gold-mining companies. The Fund may take current income into consideration when choosing investments.

Each Fund's investment objective is fundamental and may only be changed with shareholder approval.

2. ADDITIONAL INFORMATION ABOUT PRINCIPAL INVESTMENT STRATEGIES AND RISKS

COMMODITIES AND COMMODITY-LINKED DERIVATIVES

Funds Global Hard Assets Fund, International Investors Gold Fund

Definition Commodities include precious metals (such as gold, silver, platinum and palladium in the form of bullion and coins), industrial metals, gas and other energy products and natural resources. The value of a commodity-linked derivative investment generally is based upon the price movements of a physical commodity (such as energy, mineral, or agricultural products), a commodity futures contract or commodity index, or other economic variable based upon changes in the value of commodities or the commodities markets. The Fund may seek exposure to the commodity markets through investments in leveraged or unleveraged commodity-linked or index-linked notes, which are derivative debt instruments with principal and/or coupon payments linked to the value of commodities, commodity futures contracts or the performance of commodity indices. These notes are sometimes referred to as “structured notes” because the terms of these notes may be structured by the issuer and the purchaser of the note.

Risk Exposure to the commodities markets may subject a Fund to greater volatility than investments in traditional securities. The commodities markets may fluctuate widely based on a variety of factors including changes in overall market movements, political and economic events and policies, war, acts of terrorism and changes in interest rates or inflation rates. Prices of various commodities may also be affected by factors such as drought, floods, weather, embargoes, tariffs and other regulatory developments. The prices of commodities can also fluctuate widely due to supply and demand disruptions in major producing or consuming regions. Certain commodities may be produced in a limited number of countries and may be controlled by a small number of producers. As a result, political, economic and supply related events in such countries could have a disproportionate impact on the prices of such commodities.

Commodity-Linked “Structured” Securities. Because the value of a commodity-linked derivative instrument typically is based upon the price movements of a physical commodity, the value of the commodity-linked derivative instrument may be affected by changes in overall market movements, commodity index volatility, changes in interest rates, or factors affecting a particular industry. The value of these securities will rise or fall in response to changes in the underlying commodity or related index of investment.

Structured Notes. Structured notes expose a Fund economically to movements in commodity prices. The performance of a structured note is determined by the price movement of the commodity underlying the note. A highly liquid secondary market may not exist for structured notes, and there can be no assurance that one will develop. These notes are often leveraged, increasing the volatility of each note’s market value relative to changes in the underlying commodity, commodity futures contract or commodity index.

CONCENTRATION IN GOLD-MINING INDUSTRY

Fund International Investors Gold Fund

Definition The Fund concentrates its investments in the securities of companies engaged in gold-related activities, including exploration, mining, processing, or dealing in gold.

Risk The International Investors Gold Fund may be subject to greater risks and market fluctuations than a fund whose portfolio has exposure to a broader range of industries. The Fund may be susceptible to financial, economic, political or market events, as well as government regulation, impacting the gold-mining industry. Fluctuations in the price of gold often dramatically affect the profitability of companies in the gold-mining industry. Changes in the political or economic climate for a large gold producer, such as South Africa or the former Soviet Union, may have a direct impact on the price of gold worldwide. The value of securities of companies in the gold-mining industry are highly dependent on the price of gold at any given time.

DERIVATIVES

Funds All Funds

Definition The term “derivatives” covers a broad range of financial instruments, including swap agreements, options, warrants, futures contracts, currency forwards and structured notes, whose values are derived, at least in part, from the value of one or more indicators, such as a security, asset, index or reference rate.

Risk The use of derivatives presents risks different from, and possibly greater than, the risks associated with investing directly in traditional securities. The use of derivatives can lead to losses because of adverse movements in the price or value of the underlying security, asset, index or reference rate, which may be magnified by certain features of the derivatives. Derivative strategies often involve leverage, which may exaggerate a loss, potentially causing a Fund to lose more money than it would have lost had it invested in the underlying security. The values of derivatives may move in unexpected ways, especially in unusual market conditions, and may result in increased volatility, among other consequences. The use of derivatives may also increase the amount of taxes payable by shareholders. Other risks arise from a Fund’s potential inability to terminate or sell derivative positions. A liquid secondary market may not always exist for the Fund’s derivative positions at times when the Fund might wish to terminate or sell such positions. Over the counter instruments (investments not traded on an exchange) may be illiquid, and transactions in derivatives traded in the over-the counter market are subject to the risk that the other party will not meet its obligations. The use of derivatives also involves the risk of mispricing or improper valuation and that changes in the value of the derivative may not correlate perfectly with the underlying security, asset, index or reference rate.

DIRECT INVESTMENTS

Funds All Funds

Definition Investments made directly with an enterprise through a shareholder or similar agreement—not through publicly traded shares or interests. A Fund will not invest more than 10% of its total assets in direct investments.

Risk Direct investments may involve a high degree of business and financial risk that can result in substantial losses. Because of the absence of any public trading market for these investments, a Fund may take longer to liquidate these positions than would be the case for publicly traded securities. Although these securities may be resold in privately negotiated transactions, the prices on these sales could be less than those originally paid by the Fund. Issuers whose securities are not publicly traded may not be subject to public disclosure and other investor protection requirements applicable to publicly traded securities. Direct investments are generally considered illiquid and will be aggregated with other illiquid investments for purposes of the limitation on illiquid investments.

EMERGING MARKETS SECURITIES

Funds All Funds

Definition Securities of companies that are primarily located in developing countries.

Risk Emerging markets securities typically present even greater exposure to the risks described under “Foreign Securities” and may be particularly sensitive to certain economic changes. Emerging markets securities are exposed to a number of risks that may make these investments volatile in price or difficult to trade. Political risks may include unstable governments, nationalization, restrictions on foreign ownership, laws that prevent investors from getting their money out of a country and legal systems that do not protect property rights as well as the laws of the U.S. Market risks may include economies that concentrate in only a few industries, securities issued that are held by only a few investors, limited trading capacity in local exchanges and the possibility that markets or issues may be manipulated by foreign nationals who have inside information.

FOREIGN CURRENCY TRANSACTIONS

Funds	All Funds
Definition	The contracts involved in buying and selling foreign money in order to buy and sell foreign securities denominated in that money.
Risk	An investment transacted in a foreign currency may lose value due to fluctuations in the rate of exchange. These fluctuations can make the return on an investment go up or down, entirely apart from the quality or performance of the investment itself. A Fund may enter into foreign currency transactions either to facilitate settlement transactions or for purposes of hedging exposure to underlying currencies. To manage currency exposure, the Fund may enter into forward currency contracts to “lock in” the U.S. dollar price of the security. A forward currency contract involves an agreement to purchase or sell a specified currency at a specified future price set at the time of the contract.

FOREIGN SECURITIES

Funds	All Funds
Definition	Securities issued by foreign companies, traded in foreign currencies or issued by companies with most of their business interests in foreign countries.
Risk	Foreign investments are subject to greater risks than U.S. domestic investments. These additional risks may include exchange rate fluctuations and exchange controls; less publicly available information; more volatile or less liquid securities markets; and the possibility of arbitrary action by foreign governments, including the takeover of property without adequate compensation or imposition of prohibitive taxation, or political, economic or social instability. Foreign companies also may be subject to significantly higher levels of taxation than U.S. companies, including potentially confiscatory levels of taxation, thereby reducing the earnings potential of such foreign companies. Some of the risks of investing in foreign securities may be reduced when a Fund invests indirectly in foreign securities through American Depositary Receipts (ADRs), European Depositary Receipts (EDRs), American Depositary Shares (ADSs), Global Depositary Shares (GDSs), and other securities which are traded on larger, recognized exchanges and in stronger, more recognized currencies.

HARD ASSETS SECTORS

Fund	Global Hard Assets Fund
Definition	The Fund concentrates its investments in the securities of “hard asset” companies and instruments that derive their value from “hard assets.” Hard assets include precious metals (including gold), base and industrial metals, energy, natural resources and other commodities, as well as real estate.
Risks	The Fund may be subject to greater risks and market fluctuations than a fund whose portfolio has exposure to a broader range of sectors. The Fund may be susceptible to financial, economic, political or market events, as well as government regulation, impacting the hard assets sectors. Specifically, the energy sector can be affected by changes in the prices of and supplies of oil and other energy fuels, energy conservation, the success of exploration projects, and tax and other government regulations. The metals sector can be affected by sharp price volatility over short periods caused by global economic, financial and political factors, resource availability, government regulation, economic cycles, changes in inflation, interest rates, currency fluctuations, metal sales by governments, central banks or international agencies, investment speculation and fluctuations in industrial and commercial supply and demand. The real estate sector can be affected by possible declines in the value of real estate, possible lack of availability of mortgage funds, extended vacancies of properties, general and local economic conditions, overbuilding, property taxes and operating expenses, natural disasters and changes in interest rates. Precious metals and natural resources securities are at times volatile and there may be sharp fluctuations in prices, even during periods of rising prices.

INVESTMENTS IN OTHER INVESTMENT COMPANIES

Funds	All Funds
Definition	Each Fund may invest up to 20% of its net assets in securities issued by other investment companies (excluding money market funds), including open end and closed end funds and ETFs, subject to the limitations under the Investment Company Act of 1940, as amended (the “1940 Act”). The Funds’ investments in money market funds are not subject to this limitation.
Risks	A Fund’s investment in another investment company may subject the Fund indirectly to the underlying risks of the investment company. The Fund also will bear its share of the underlying investment company’s fees and expenses, which are in addition to the Fund’s own fees and expenses. Shares of closed-end funds and ETFs may trade at prices that reflect a premium above or a discount below the investment company’s net asset value, which may be substantial in the case of closed-end funds. If investment company securities are purchased at a premium to net asset value, the premium may not exist when those securities are sold and the Fund could incur a loss.

MARKET

Funds	All Funds
Definition	An investment in a Fund involves “market risk”—the risk that securities prices will rise or fall.
Risk	Market risk refers to the risk that the market prices of securities that a Fund holds will rise or fall, sometimes rapidly or unpredictably. Security prices may decline over short or even extended periods not only because of company-specific developments but also due to an economic downturn, a change in interest or currency rates or a change in investor sentiment. In general, equity securities tend to have greater price volatility than debt securities.

NON-DIVERSIFICATION

Funds	All Funds
Definition	A non-diversified fund may invest a larger portion of its assets in a single issuer. A “diversified” fund is required by the 1940 Act, generally, with respect to 75% of its total assets, to invest not more than 5% of such assets in the securities of a single issuer.
Risk	A non-diversified fund’s greater investment in a single issuer makes the fund more susceptible to financial, economic or market events impacting such issuer. A decline in the value of or default by a single security in the non-diversified fund’s portfolio may have a greater negative effect than a similar decline or default by a single security in a diversified portfolio.

REGULATORY

Fund	International Investors Gold Fund
Definition	The Fund and the Subsidiary are subject to the laws and regulated by the governments of the United States and/or the Cayman Islands, respectively.
Risk	Changes in the laws or regulations of the United States or the Cayman Islands, including any changes to applicable tax laws and regulations, could impair the ability of the Fund to achieve its investment objective and could increase the operating expenses of the Fund or the Subsidiary. For example, the CFTC recently adopted amendments to existing regulations that, upon effectiveness, may subject activities of the Fund or the Subsidiary involving investments in futures contracts and similar instruments to regulation by the CFTC, including a variety of registration, disclosure and operational obligations. It is expected that additional regulations will be adopted by the CFTC in the future. The likely impact of such existing and future regulations on the Fund or the Subsidiary is unclear as of the date of this prospectus.

Investment in the Subsidiary is expected to provide the Fund with exposure to the commodities markets within the limitations of the federal income tax requirements of Subchapter M of the Internal Revenue Code of 1986, as amended. Subchapter M requires, among other things, that at least 90% of the Fund's gross income be derived from securities or derived with respect to its business of investing in securities (typically referred to as "qualifying income"). Historically, in many cases a fund intending to utilize a subsidiary for commodities investments would apply to the Internal Revenue Service ("IRS") to obtain a private letter ruling that income from the fund's investment in a subsidiary would constitute qualifying income for purposes of Subchapter M. However, the IRS has recently suspended the issuance of such rulings. In the absence of such a ruling, the Fund expects to invest its assets in the Subsidiary, consistent with applicable law and the advice of counsel, in a manner that should permit the Fund to treat income allocable from the Subsidiary as qualifying income. Should the IRS take action that adversely affects the tax treatment of the Fund's use of the Subsidiary, it could limit the Fund's ability to pursue its investment objective as described. The Fund also may incur transaction and other costs to comply with any new or additional guidance from the IRS.

SMALL- AND MEDIUM-CAPITALIZATION COMPANIES

Funds	All Funds
Definition	Companies with smaller and medium capitalizations. These companies may have limited product lines, markets or financial resources or depend upon a few key employees.
Risk	Securities of small- and medium-sized companies are often subject to less analyst coverage and may be in early and less predictable periods of their corporate existences. In addition, these companies often have greater price volatility, lower trading volume and less liquidity than larger more established companies. These companies tend to have smaller revenues, narrower product lines, less management depth and experience, smaller shares of their product or service markets, fewer financial resources and less competitive strength than larger companies. The stocks of small- and medium-sized companies may have returns that vary, sometimes significantly, from the overall stock market.

SUBSIDIARY

Fund	International Investors Gold Fund
Definition	By investing in the Subsidiary, the Fund is indirectly exposed to the risks associated with the Subsidiary's investments. The derivatives and other investments held by the Subsidiary, including ETFs that invest in gold bullion, are generally similar to those that are permitted to be held by the Fund and are subject to the same risks that apply to similar investments if held directly by the Fund. These risks are described elsewhere in this prospectus.
Risk	The Subsidiary is not registered under the 1940 Act, and, unless otherwise noted in this prospectus, is not subject to all the investor protections of the 1940 Act. In addition, changes in the laws of the United States and/or the Cayman Islands could result in the inability of the Fund and/or the Subsidiary to operate as described in this prospectus and the SAI and could eliminate or severely limit the Fund's ability to invest in the Subsidiary which may adversely affect the Fund and its shareholders.

3. ADDITIONAL INVESTMENT STRATEGIES

INVESTMENTS IN OTHER EQUITY AND FIXED INCOME SECURITIES

Funds	Emerging Markets Fund, Global Hard Assets Fund
Strategy	The investments of the Funds may include, but not be limited to, common stocks, preferred stocks (either convertible or non-convertible), rights, warrants, direct equity interests in trusts, partnerships, joint ventures and other unincorporated entities or enterprises, convertible debt instruments and special classes of shares available only to foreigners in markets that restrict ownership of certain shares or classes to their own nationals or residents.

INVESTING DEFENSIVELY

Funds	All Funds
Strategy	Each Fund may take temporary defensive positions in anticipation of or in an attempt to respond to adverse market, economic, political or other conditions. Such a position could have the effect of reducing any benefit a Fund may receive from a market increase.

SECURITIES LENDING

Funds	All Funds
Strategy	<p>Each Fund may lend its securities as permitted under the 1940 Act, including by participating in securities lending programs managed by broker-dealers or other institutions. Securities lending allows a Fund to retain ownership of the securities loaned and, at the same time, earn additional income. The borrowings must be collateralized in full with cash, U.S. government securities or high-quality letters of credit.</p> <p>A Fund could experience delays and costs in recovering the securities loaned or in gaining access to the securities lending collateral. If a Fund is not able to recover the securities loaned, the Fund may sell the collateral and purchase a replacement investment in the market. The value of the collateral could decrease below the value of the replacement investment by the time the replacement investment is purchased. Cash received as collateral and which is invested is subject to market appreciation and depreciation.</p>

4. OTHER INFORMATION AND POLICIES

CHANGING A FUND'S 80% POLICY

A Fund's policy of investing "at least 80% of its net assets" (which includes net assets plus any borrowings for investment purposes) may be changed by the Board of Trustees without a shareholder vote, as long as shareholders are given 60 days notice of the change.

PORTFOLIO HOLDINGS INFORMATION

Generally, it is the Funds' and Adviser's policy that no current or potential investor, including any Fund shareholder, shall be provided information about the Funds' portfolio on a preferential basis in advance of the provision of that information to other investors. A complete description of the Funds' policies and procedures with respect to the disclosure of the Funds' portfolio securities is available in the Funds' Statement of Additional Information ("SAI").

Limited portfolio holdings information for the Funds is available to all investors on the Van Eck website at vaneck.com. This information regarding the Funds' top holdings and country and sector weightings, updated as of each month-end, is located on this website. Generally, this information is posted to the website within 30 days of the end of the applicable month. This information generally remains available on the website until new information is posted. Each Fund reserves the right to exclude any portion of these portfolio holdings from publication when deemed in the best interest of the Fund, and to discontinue the posting of portfolio holdings information at any time, without prior notice.

PORTFOLIO INVESTMENTS

The percentage limitations relating to the composition of a Fund's portfolio apply at the time the Fund acquires an investment. A subsequent increase or decrease in percentage resulting from a change in the value of portfolio securities or the total or net assets of the Fund will not be considered a violation of the restriction.

1. HOW TO BUY, SELL, EXCHANGE OR TRANSFER SHARES

Each Fund offers Class A, Class C, Class I and Class Y shares. Information related to how to buy, sell, exchange and transfer shares is discussed below. See the “Minimum Purchase” section for information related to initial and subsequent minimum investment amounts. The minimum investment amounts vary by share class.

Through a Financial Intermediary

Primarily, accounts are opened through a financial intermediary (broker, bank, adviser or agent). Please contact your representative for details.

Through the Transfer Agent, DST Systems, Inc. (DST)

You may buy (purchase), sell (redeem), exchange, or transfer ownership of Class A, Class C and Class I shares directly through DST by mail or telephone, as stated below. For Class Y shares, shareholders must open accounts and transact business through a financial intermediary.

The Funds' mailing address at DST is:

Van Eck Global
P.O. Box 218407
Kansas City, MO 64121-8407

For overnight delivery:

Van Eck Global
210 W. 10th St., 8th Fl.
Kansas City, MO 64105-1802

Non-resident aliens cannot make a direct investment to establish a new account in the Funds, but may invest through their broker or agent and certain foreign financial institutions that have agreements with Van Eck.

To telephone the Funds at DST, call Van Eck's Account Assistance at 800-544-4653.

Purchase by Mail

To make an initial purchase, complete the Van Eck Account Application and mail it with your check made payable to Van Eck Funds. Subsequent purchases can be made by check with the remittance stub of your account statement. You cannot make a purchase by telephone. We cannot accept third party checks, starter checks, money orders, travelers checks, cashier checks, checks drawn on a foreign bank, or checks not in U.S. dollars. There are separate applications for Van Eck retirement accounts (see “Retirement Plans” for details). For further details, see the application or call Account Assistance.

Telephone Redemption—Proceeds by Check 800-345-8506

If your account has the optional Telephone Redemption Privilege, you can redeem up to \$50,000 per day. The redemption check must be payable to the registered owner(s) at the address of record (which cannot have been changed within the past 30 days). You automatically get the Telephone Redemption Privilege (for eligible accounts) unless you specifically refuse it on your Account Application, on broker/agent settlement instructions, or by written notice to DST. All accounts are eligible for the privilege except those registered in street, nominee, or corporate name and custodial accounts held by a financial institution, including Van Eck sponsored retirement plans.

Expedited Redemption—Proceeds by Wire 800-345-8506

If your account has the optional Expedited Redemption Privilege, you can redeem a minimum of \$1,000 or more per day by telephone or written request with the proceeds wired to your designated bank account. The Funds reserve the right to waive the minimum amount. This privilege must be established in advance by Application. For further details, see the Application or call Account Assistance.

Written Redemption

Your written redemption (sale) request must include:

- Fund and account number.
- Number of shares or dollar amount to be redeemed, or a request to sell “all shares.”
- Signatures of all registered account holders, exactly as those names appear on the account registration, including any additional documents concerning authority and related matters in the case of estates, trusts, guardianships, custodianships, partnerships and corporations, as requested by DST.

- Special instructions, including bank wire information or special payee or address.

A signature guarantee for each account holder will be required if:

- The redemption is for \$50,000 or more.
- The redemption amount is wired.
- The redemption amount is paid to someone other than the registered owner.
- The redemption amount is sent to an address other than the address of record.
- The address of record has been changed within the past 30 days.

Institutions eligible to provide signature guarantees include banks, brokerages, trust companies, and some credit unions.

Telephone Exchange 800-345-8506

If your account has the optional Telephone Exchange Privilege, you can exchange between Funds of the same Class without any additional sales charge. (Shares originally purchased into the Van Eck Money Fund (the “Money Fund”), which paid no sales charge, may pay an initial sales charge the first time they are exchanged into another Class A fund.) Exchanges of Class C shares are exempt from the Class C contingent deferred redemption charge (CDRC). The new Class C shares received via the exchange will be charged the CDRC applicable to the original Class C shares upon redemption. All accounts are eligible except for omnibus accounts or those registered in street name and certain custodial retirement accounts held by a financial institution other than Van Eck. For further details regarding exchanges, please see the application, “Limits and Restrictions” and “Unauthorized Telephone Requests” below, or call Account Assistance.

Written Exchange

Written requests for exchange must include:

- The fund and account number to be exchanged out of.
- The fund to be exchanged into.
- Directions to exchange “all shares” or a specific number of shares or dollar amount.
- Signatures of all registered account holders, exactly as those names appear on the account registration, including any additional documents concerning authority and related matters in the case of estates, trusts, guardianships, custodianships, partnerships and corporations, as requested by DST.

For further details regarding exchanges, please see the applicable information in “Telephone Exchange.”

Certificates

Certificates are not issued for new or existing shares.

Transfer of Ownership

Requests must be in writing and provide the same information and legal documentation necessary to redeem and establish an account, including the social security or tax identification number of the new owner.

Redemption in Kind

Each Fund reserves the right to satisfy redemption requests by making payment in securities (known as a redemption in kind). In such case, the Fund may pay all or part of the redemption in securities of equal value as permitted under the 1940 Act, and the rules thereunder. The redeeming shareholder should expect to incur transaction costs upon the disposition of the securities received.

LIMITS AND RESTRICTIONS

Frequent Trading Policy

The Board of Trustees has adopted policies and procedures reasonably designed to deter frequent trading in shares of each Fund, commonly referred to as “market timing,” because such activities may be disruptive to the management of each Fund’s portfolio and may increase a Fund’s expenses and negatively impact the Fund’s performance. As such, each Fund may reject a purchase or exchange transaction or restrict an account from investing in the Fund for any reason if the Adviser, in its sole discretion, believes that a shareholder is engaging in market timing activities that may be harmful to the Fund. Each Fund discourages and does not accommodate frequent trading of shares by its shareholders.

Each Fund invests portions of its assets in securities of foreign issuers, and consequently may be subject to an increased risk of frequent trading activities because frequent traders may attempt to take advantage of time zone differences between the foreign markets in which the Fund’s portfolio securities trade and the time as of which the Fund’s net asset value is calculated (“time-zone arbitrage”). Each Fund’s investments in other types of securities may also be susceptible to

frequent trading strategies. These investments include securities that are, among other things, thinly traded, traded infrequently, or relatively illiquid, which have the risk that the current market price for the securities may not accurately reflect current market values. Each Fund has adopted fair valuation policies and procedures intended to reduce the Fund's exposure to potential price arbitrage. However, there is no guarantee that a Fund's net asset value will immediately reflect changes in market conditions.

Each Fund uses a variety of techniques to monitor and detect abusive trading practices, such as monitoring purchases, redemptions and exchanges that meet certain criteria established by the Fund, and making inquiries with respect to such trades. If a transaction is rejected or an account restricted due to suspected market timing, the investor or his or her financial adviser will be notified.

With respect to trades that occur through omnibus accounts at intermediaries, such as broker-dealers and third party administrators, each Fund requires all such intermediaries to agree to cooperate in identifying and restricting market timers in accordance with the Fund's policies and will periodically request customer trading activity in the omnibus accounts based on certain criteria established by the Fund. There is no assurance that a Fund will request such information with sufficient frequency to detect or deter excessive trading or that review of such information will be sufficient to detect or deter excessive trading in omnibus accounts effectively.

Although each Fund will use reasonable efforts to prevent market timing activities in the Fund's shares, there can be no assurances that these efforts will be successful. As some investors may use various strategies to disguise their trading practices, a Fund's ability to detect frequent trading activities by investors that hold shares through financial intermediaries may be limited by the ability and/or willingness of such intermediaries to monitor for these activities.

For further details, contact Account Assistance.

Unauthorized Telephone Requests

Like most financial organizations, Van Eck, the Funds and DST may only be liable for losses resulting from unauthorized transactions if reasonable procedures designed to verify the caller's identity and authority to act on the account are not followed.

If you do not want to authorize the Telephone Exchange or Redemption privilege on your eligible account, you must refuse it on the Account Application, broker/agent settlement instructions, or by written notice to DST. Van Eck, the Funds, and DST reserve the right to reject a telephone redemption, exchange, or other request without prior notice either during or after the call. For further details, contact Account Assistance.

AUTOMATIC SERVICES

Automatic Investment Plan

You may authorize DST to periodically withdraw a specified dollar amount from your bank account and buy shares in your Fund account. For further details and to request an Application, contact Account Assistance.

Automatic Exchange Plan

You may authorize DST to periodically exchange a specified dollar amount for your account from one Fund to another Fund. Class C shares are not eligible. For further details and to request an Application, contact Account Assistance.

Automatic Withdrawal Plan

You may authorize DST to periodically withdraw (redeem) a specified dollar amount from your Fund account and mail a check to you for the proceeds. Your Fund account must be valued at \$10,000 or more at the current offering price to establish the Plan. Class C shares are not eligible except for automatic withdrawals for the purpose of retirement account distributions. For further details and to request an Application, contact Account Assistance.

MINIMUM PURCHASE

Each class can set its own transaction minimums and may vary with respect to expenses for distribution, administration and shareholder services.

For Class A, Class C and Class Y shares, an initial purchase of \$1,000 and subsequent purchases of \$100 or more are required for non-retirement accounts. There are no purchase minimums for any retirement or pension plan account, for any account using the Automatic Investment Plan, or for any other periodic purchase program. Minimums may be waived for initial and subsequent purchases through "wrap fee" and similar programs offered without a sales charge by certain financial institutions and third-party recordkeepers and/or administrators.

For Class I shares, an initial purchase by an eligible investor of \$1 million is required. The minimum initial investment requirement may be waived or aggregated among investors, in the Adviser's discretion, for investors in certain fee-based,

wrap or other no-load investment programs, and for an eligible Employer-Sponsored Retirement Plan with plan assets of \$3 million or more, sponsored by financial intermediaries that have entered into a Class I agreement with Van Eck, as well as for other categories of investors. An "Employer-Sponsored Retirement Plan" includes (a) an employer sponsored pension or profit sharing plan that qualifies (a "Qualified Plan") under section 401(a) of the Internal Revenue Code of 1986, as amended (the "Code"), including Code section 401(k), money purchase pension, profit sharing and defined benefit plans; (b) an ERISA-covered 403(b) plan; and (c) certain non-qualified deferred compensation arrangements that operate in a similar manner to a Qualified Plan, such as 457 plans and executive deferred compensation arrangements, but not including employer-sponsored IRAs. In addition, members of the Boards of Trustees of Van Eck Funds and Van Eck VIP Trust and each officer, director and employee of Van Eck may purchase Class I shares without being subject to the \$1 million minimum initial investment requirement. There are no minimum investment requirements for subsequent purchases to existing accounts. To be eligible to purchase Class I shares, you must also qualify as specified in "How to Choose a Class of Shares."

ACCOUNT VALUE AND REDEMPTION

If the value of your account falls below \$1,000 for Class A, Class C and Class Y shares and below \$500,000 for Class I shares after the initial purchase, each Fund reserves the right to redeem your shares after 30 days notice to you. *This does not apply to accounts exempt from purchase minimums as described above.*

HOW FUND SHARES ARE PRICED

Each Fund buys or sells its shares at its net asset value, or NAV, per share next determined after receipt of a purchase or redemption plus any applicable sales charge. Each Fund calculates its NAV every day the New York Stock Exchange (NYSE) is open, as of the close of regular trading on the NYSE, which is normally 4:00 p.m. Eastern Time.

You may enter a buy or sell order when the NYSE is closed for weekends or holidays. If that happens, your price will be the NAV calculated as of the close of the next regular trading session of the NYSE. Each Fund may invest in certain securities which are listed on foreign exchanges that trade on weekends or other days when the Funds do not price their shares. As a result, the NAV of each Fund's shares may change on days when shareholders will not be able to purchase or redeem shares.

Each Fund's investments are generally valued based on market quotations. When market quotations are not readily available for a portfolio security, or in the opinion of the Adviser do not reflect the security's value, a Fund will use the security's "fair value" as determined in good faith in accordance with the Funds' Fair Value Pricing Procedures, which have been approved by the Board of Trustees. As a general principle, the current fair value of a security is the amount which a Fund might reasonably expect to receive for the security upon its current sale. The Funds' Pricing Committee, whose members are selected by the senior management of the Adviser, is responsible for recommending fair value procedures to the Board of Trustees and for administering the process used to arrive at fair value prices.

Factors that may cause a Fund to use the fair value of a portfolio security to calculate the Fund's NAV include, but are not limited to: (1) market quotations are not readily available because a portfolio security is not traded in a public market or the principal market in which the security trades is closed, (2) trading in a portfolio security is limited or suspended and not resumed prior to the time at which the Fund calculates its NAV, (3) the market for the relevant security is thin, or the price is "stale" (e.g., because its price doesn't change in five consecutive business days), (4) the Adviser determines that a market quotation is inaccurate, for example, because price movements are highly volatile and cannot be verified by a reliable alternative pricing source, or (5) where a significant event affecting the value of a portfolio security is determined to have occurred between the time of the market quotation provided for a portfolio security and the time at which the Fund calculates its NAV.

In determining the fair value of securities, the Pricing Committee will consider, among other factors, the fundamental analytical data relating to the security, the nature and duration of any restrictions on disposition of the security, and the forces influencing the market in which the security is traded.

Foreign securities in which the Funds invest may be traded in markets that close before the time that each Fund calculates its NAV. Foreign securities are normally priced based upon the market quotation of such securities as of the close of their respective principal markets, as adjusted to reflect the Adviser's determination of the impact of events, such as a significant movement in the U.S. markets occurring subsequent to the close of such markets but prior to the time at which the Fund calculates its NAV.

Certain of the Funds' portfolio securities are valued by an outside pricing service approved by the Board of Trustees. The pricing service may utilize an automated system incorporating a model based on multiple parameters, including a security's local closing price (in the case of foreign securities), relevant general and sector indices, currency fluctuations, and trading

in depository receipts and futures, if applicable, and/or research evaluations by its staff, in determining what it believes is the fair valuation of the portfolio securities valued by such pricing service.

There can be no assurance that the Funds could purchase or sell a portfolio security at the price used to calculate the Funds' NAV. Because of the inherent uncertainty in fair valuations, and the various factors considered in determining value pursuant to the Funds' fair value procedures, there can be significant deviations between a fair value price at which a portfolio security is being carried and the price at which it is purchased or sold. Furthermore, changes in the fair valuation of portfolio securities may be less frequent, and of greater magnitude, than changes in the price of portfolio securities valued by an independent pricing service, or based on market quotations.

2. HOW TO CHOOSE A CLASS OF SHARES

The Funds offer four classes of shares with different sales charges and 12b-1 fee schedules, designed to provide you with different purchase options according to your investment needs. Class A and Class C shares are offered to the general public and differ in terms of sales charges and ongoing expenses. Shares of the Money Fund are not available for exchange with Class C, Class I or Class Y shares. Class C shares automatically convert to Class A shares eight years after each individual purchase. Class I shares are offered to eligible investors primarily through certain financial intermediaries that have entered into a Class I Agreement with Van Eck. The Funds reserve the right to accept direct investments by eligible investors. Class Y shares are offered only to investors through "wrap fee" and similar programs offered without a sales charge by certain financial intermediaries and third-party recordkeepers and/or administrators that have entered into a Class Y agreement with Van Eck.

- **CLASS A Shares** are offered at net asset value plus an initial sales charge at time of purchase of up to 5.75% of the public offering price. The initial sales charge is reduced for purchases of \$25,000 or more. For further information regarding sales charges, breakpoints and other discounts, please see below. The 12b-1 fee is 0.25% annually.
- **CLASS C Shares** are offered at net asset value with no initial sales charge, but are subject to a contingent deferred redemption charge ("CDRC") of 1.00% on all redemptions during the first 12 months after purchase. The CDRC may be waived under certain circumstances; please see "Telephone Exchange" and below. The 12b-1 fee is 1.00% annually.
- **CLASS I Shares** are offered with no sales charges on purchases, no CDRC, and no 12b-1 fee. To be eligible to purchase Class I (Institutional) shares, you must be an eligible investor that is making or has made a minimum initial investment of at least \$1 million (which may be reduced or waived under certain circumstances) in Class I shares of a Fund. Eligible investors in Class I shares include corporations, foundations, family offices and other institutional organizations; high net worth individuals; or a bank, trust company or similar institution investing for its own account or for the account of a client when such institution has entered into a Class I agreement with Van Eck and makes Class I shares available to the client's program or plan.
- **CLASS Y Shares** are offered with no sales charges on purchases, no CDRC, and no 12b-1 fee. To be eligible to purchase Class Y shares, you must be an eligible investor in a "wrap-fee" or other fee-based program, including an Employer-Sponsored Retirement Plan, offered through a financial intermediary that has entered into a Class Y Agreement with Van Eck, and makes Class Y shares available to that program or plan. An "Employer-Sponsored Retirement Plan" includes (a) an employer sponsored pension or profit sharing plan that qualifies (a "Qualified Plan") under section 401(a) of the Internal Revenue Code of 1986, as amended (the "Code"), including Code section 401(k), money purchase pension, profit sharing and defined benefit plans; (b) an ERISA-covered 403(b) plan; and (c) certain non-qualified deferred compensation arrangements that operate in a similar manner to a Qualified Plan, such as 457 plans and executive deferred compensation arrangements, but not including employer-sponsored IRAs.

Financial intermediaries may offer their clients more than one class of shares of a Fund. Shareholders who own shares of one class of a Fund and who are eligible to invest in another class of the same Fund may be eligible to convert their shares from one class to the other. For additional information, please contact your financial intermediary or see "Class Conversions" in the SAI. Investors should consider carefully a Fund's share class expenses and applicable sales charges and fees plus any separate transaction and other fees charged by such intermediaries in connection with investing in each available share class before selecting a share class. It is the responsibility of the financial intermediary and the investor to choose the proper share class and notify DST or Van Eck of that share class at the time of each purchase. More information regarding share class eligibility is available in the "How to Buy, Sell, Exchange, or Transfer Shares" section of the Prospectus and in "Purchase of Shares" in the SAI.

3. SALES CHARGES

Unless you are eligible for a waiver, the public offering price you pay when you buy Class A shares of the Fund is the Net Asset Value (NAV) of the shares plus an initial sales charge. The initial sales charge varies depending upon the size of your purchase, as set forth below. No sales charge is imposed where Class A or Class C shares are issued to you pursuant to the automatic investment of income dividends or capital gains distribution. It is the responsibility of the financial intermediary to ensure that the investor obtains the proper “breakpoint” discount. Class C, Class I and Class Y do not have an initial sales charge; however, Class A does charge a contingent deferred sales charge and Class C does charge a contingent deferred redemption charge as set forth below.

Dollar Amount of Purchase	Sales Charge as a Percentage of		
	Offering Price	Net Amount Invested	Percentage to Brokers or Agents ¹
Less than \$25,000	5.75%	6.10%	5.00%
\$25,000 to less than \$50,000	5.00%	5.30%	4.25%
\$50,000 to less than \$100,000	4.50%	4.70%	3.90%
\$100,000 to less than \$250,000	3.00%	3.10%	2.60%
\$250,000 to less than \$500,000	2.50%	2.60%	2.20%
\$500,000 to less than \$1,000,000	2.00%	2.00%	1.75%
\$1,000,000 and over	None ²		

- (1) Brokers or Agents who receive substantially all of the sales charge for shares they sell may be deemed to be statutory underwriters.
- (2) The Distributor may pay a Finder’s Fee of 1.00% to eligible brokers and agents on qualified commissionable shares purchased after April 30, 2012 at or above the \$1 million breakpoint level. Such shares may be subject to a 1.00% contingent deferred sales charge if redeemed within one year from the date of purchase. For additional information, see “Contingent Deferred Sales Charge for Class A Shares” below or contact the Distributor or your financial intermediary.

Year Since Purchase	Contingent Deferred Redemption Charge (CDRC)†
First	1.00% of the lesser of NAV or purchase price
Second and thereafter	None

Class C Broker/Agent Compensation: 1.00% (0.75 of 1.00% distribution fee and 0.25 of 1.00% service fee) of the amount purchased at time of investment.

† Shares will be redeemed in the following order: (1) shares not subject to the CDRC (dividend reinvestment, etc.), (2) first in, first out.

CONTINGENT DEFERRED SALES CHARGE FOR CLASS A SHARES

Class A shares purchased after April 30, 2012 at or above the \$1 million breakpoint in accordance with the sales load schedule identified above (referred to as “commissionable” shares) that are redeemed within one year of purchase will be subject to a contingent deferred sales charge (“CDSC”) in the amount of 1.00% of the lesser of the current value of the shares redeemed or the original purchase price of such shares. The CDSC will be paid to the Distributor as reimbursement for any Finder’s Fee previously paid by the Distributor to an eligible broker or agent at the time the commissionable shares were purchased and may be waived by the Distributor if the original purchase did not result in the payment of a Finder’s Fee. For purposes of calculating the CDSC, shares will be redeemed in the following order: (1) first shares that are not subject to the CDSC (e.g., dividend reinvestment shares and other non-commissionable shares) and (2) then other shares on a first in, first out basis. A CDSC will not be charged in connection with an exchange of Class A shares into Class A shares (including the Money Fund) of another Van Eck Fund; however, the shares received upon an exchange will be subject to the CDSC if they are subsequently redeemed within one year of the date of the original purchase (subject to the same terms and conditions described above). For further details regarding eligibility for the \$1 million breakpoint, please see Section 3. “Sales Charges,” “Reduced or Waived Sales Charges” below.

REDUCED OR WAIVED SALES CHARGES

You may qualify for a reduced or waived sales charge as stated below, or under other appropriate circumstances. You (or your broker or agent) must notify DST or Van Eck at the time of each purchase or redemption whenever a reduced or

waived sales charge is applicable. The term “purchase” refers to a single purchase by an individual (including spouse and children under age 21), corporation, partnership, trustee, or other fiduciary for a single trust, estate, or fiduciary account. For further details, see the SAI. The value of shares owned by an individual in Class A and Class C of each of the Van Eck Funds may be combined for a reduced sales charge in Class A shares only. (The Money Fund cannot be combined for a reduced sales charge in Class A shares.)

In order to obtain a reduced sales charge (*i.e.*, breakpoint discount) or to meet an eligibility minimum, it will be necessary at the time of purchase for you to inform your broker or agent (or DST or Van Eck), of the existence of other accounts in which there are holdings eligible to be aggregated to meet the sales load breakpoints or eligibility minimums.

The Funds make available information regarding applicable sales loads, breakpoint discounts, reduced or waived sales charges and eligibility minimums, on their website at vaneck.com, free of charge.

FOR CLASS A SHARES

Right of Accumulation

When you buy shares, the amount you purchase will be combined with the value, at current offering price, of any existing Fund shares you own. This total will determine the sales charge level for which you qualify.

Combined Purchases

The combined amounts of your multiple purchases in the Funds on a single day determines the sales charge level for which you qualify.

Letter of Intent

If you plan to make purchases in the Funds within a 13 month period that total an amount equal to a reduced sales charge level, you can establish a Letter of Intent (LOI) for that amount. Under the LOI, your initial and subsequent purchases during that period receive the sales charge level applicable to that total amount. For escrow provisions and details, see the Application and the SAI.

Persons Affiliated with Van Eck

Trustees, officers, and full-time employees (and their families) of the Funds, Adviser or Distributor may buy without a sales charge. Also, employees (and their spouses and children under age 21) of a brokerage firm or bank that has a selling agreement with Van Eck, and other affiliates and agents, may buy without a sales charge.

Load-waived Programs Through Financial Intermediaries

Financial intermediaries that meet certain requirements and: (i) are compensated by their clients on a fee-only basis, including but not limited to Investment Advisors, Financial Planners, and Bank Trust Departments; or (ii) have entered into an agreement with Van Eck to offer Class A shares through a no-load network or platform, may buy without a sales charge on behalf of their clients.

Foreign Financial Institutions

Certain foreign financial institutions that have international selling agreements with Van Eck may buy shares with a reduced or waived sales charge for their omnibus accounts on behalf of foreign investors. Shareholders who purchase shares through a foreign financial institution at a fixed breakpoint may pay a greater or lesser sales charge than if they purchased directly through a U.S. dealer.

Institutional Retirement Programs

Certain financial institutions and third-party recordkeepers and/or administrators who have agreements with Van Eck may buy shares without a sales charge for their accounts on behalf of investors in retirement plans and deferred compensation plans other than IRAs.

Buy-back Privilege

You have the right, once a year, to reinvest proceeds of a redemption from Class A shares of a Fund into that Fund or Class A shares of another Fund within 30 days without a sales charge (excluding the Money Fund). If you invest into the same Fund within 30 days before or after you redeem your shares at a loss, the “wash sale” rules apply to disallow for tax purposes a loss realized upon redemption.

FOR CLASS C SHARES

Death or Disability

The CDRC may be waived upon (1) death or (2) disability as defined by the Internal Revenue Code.

Certain Retirement Distributions

The CDRC may be waived for lump sum or other distributions from IRA, Qualified (Pension and Profit Sharing) Plans, and 403(b) accounts following retirement or at age 70½. It is also waived for distributions from qualified pension or profit sharing plans after employment termination after age 55. In addition, it is waived for shares redeemed as a tax-free return of an excess contribution.

Automatic Conversion Feature

After eight years, Class C shares of each of the Funds will convert automatically to Class A shares of the respective Fund with no initial sales charge. The eight-year period runs from the last day of the month in which the shares were purchased, or in the case of Class C shares acquired through an exchange, from the last day of the month in which the original Class C shares were purchased. Class C shares held for eight years are converted to Class A shares on the fifth calendar day of the month following their eight-year anniversary (or the next business day thereafter if the fifth is a non-business day).

FOR CLASS I AND CLASS Y SHARES

No initial sales charge, or CDRC fee is imposed on Class I or Class Y shares. Class I and Class Y are a no-load share class.

4. HOUSEHOLDING OF REPORTS AND PROSPECTUSES

If more than one member of your household is a shareholder of any of the funds in the Van Eck Family of Funds, regulations allow us to deliver single copies of your shareholder reports, prospectuses and prospectus supplements to a shared address for multiple shareholders. For example, a husband and wife with separate accounts in the same fund who have the same shared address generally receive two separate envelopes containing the same report or prospectus. Under the system, known as “householding,” only one envelope containing one copy of the same report or prospectus will be mailed to the shared address for the household. You may benefit from this system in two ways, a reduction in mail you receive and a reduction in fund expenses due to lower fund printing and mailing costs. However, if you prefer to continue to receive separate shareholder reports and prospectuses for each shareholder living in your household now or at any time in the future, please call Account Assistance at 800-544-4653.

5. RETIREMENT PLANS

Fund shares may be invested in tax-advantaged retirement plans sponsored by Van Eck or other financial organizations. Retirement plans sponsored by Van Eck use State Street Bank and Trust Company as custodian and must receive investments directly by check or wire using the appropriate Van Eck retirement plan application. Confirmed trades through a broker or agent cannot be accepted. To obtain applications and helpful information on Van Eck retirement plans, contact your broker or agent or Account Assistance.

Retirement Plans Sponsored by Van Eck:

Traditional IRA

Roth IRA

SEP IRA

Qualified (Pension and Profit Sharing) Plans

6. FEDERAL INCOME TAXES

TAXATION OF DIVIDENDS AND CAPITAL GAINS DISTRIBUTIONS YOU RECEIVE

For tax-reportable accounts, dividends and capital gains distributions are normally taxable even if they are reinvested. Certain dividends are treated as qualified dividend income, taxable at long-term capital gain rates. Other dividends and short-term capital gains are taxed as ordinary income. Long-term capital gains are taxed at long-term capital gain rates. Tax laws and regulations are subject to change.

TAXATION OF SHARES YOU SELL

For tax-reportable accounts, when you redeem your shares you may incur a capital gain or loss on the proceeds. The amount of gain or loss, if any, is the difference between the amount you paid for your shares (including reinvested dividends and capital gains distributions) and the amount you receive from your redemption. Be sure to keep your regular statements; they contain the information necessary to calculate the capital gain or loss. An exchange of shares from one Fund to another will be treated as a sale and purchase of Fund shares. It is therefore a taxable event.

COST BASIS REPORTING

As required by law, for shares purchased on and after January 1, 2012 in accounts eligible for 1099-B tax reporting by Van Eck Funds for which tax basis information is available (“covered shares”), the Van Eck Funds will provide cost basis information to you and the Internal Revenue Service (“IRS”) for shares using the IRS Tax Form 1099-B. Generally, cost basis is the dollar amount paid to purchase shares, including purchases of shares made by reinvestment of dividends and capital gains distributions, adjusted for various items, such as sales charges and transaction fees, wash sales, and returns of capital.

The cost basis of your shares will be calculated using the Fund’s default cost basis method of Average Cost, and the Fund will deplete your oldest shares first, unless you instruct the Fund to use a different cost basis method. You may elect the cost basis method that best fits your specific tax situation using Van Eck’s Cost Basis Election Form. It is important that any such election be received in writing from you by the Van Eck Funds before you redeem any covered shares since the cost basis in effect at the time of redemption, as required by law, will be reported to you and the IRS. Particularly, any election or revocation of the Average Cost method must be received in writing by the Van Eck Funds before you redeem covered shares. The Van Eck Funds will process any of your future redemptions by depleting your oldest shares first (FIFO). If you elect a cost basis method other than Average Cost, the method you chose will not be utilized until shares held prior to January 1, 2012 are liquidated. Cost basis reporting for non-covered shares will be calculated and reported separately from covered shares. You should carefully review the cost basis information provided by the Fund and make any additional cost basis, holding period, or other adjustments that are required when reporting these amounts on your federal, state, and local income tax returns. For tax advice specific to your situation, please contact your tax advisor and visit the IRS website at IRS.gov. The Van Eck Funds cannot and do not provide any advice, including tax advice.

To obtain Van Eck’s Cost Basis Election Form and to learn more about the cost basis elections offered by the Van Eck Funds, please go to our website at vaneck.com or call Van Eck Account Services at 800-544-4653.

NON-RESIDENT ALIENS

Dividends and short-term capital gains, if any, made to non-resident aliens are subject to the maximum withholding tax (or lower tax treaty rates for certain countries). The IRS considers these dividends U.S. source income. Currently, the Funds are not required to withhold tax from distributions of long-term capital gains or redemption proceeds if non-resident alien status is properly certified.

7. DIVIDENDS AND CAPITAL GAINS DISTRIBUTIONS

Dividends and capital gains distributions are generally declared and paid annually in December. See your tax adviser for details. Short-term capital gains are treated like dividends and follow that schedule. Occasionally, a dividend and/or capital gain distribution may be made outside of the normal schedule.

Dividends and Capital Gains Distribution Schedule		
Fund	Dividends and Short-Term Capital Gains	Distribution of Long-Term Capital Gains
Emerging Markets Fund	December	December
Global Hard Assets Fund	December	December
International Investors Gold Fund	December	December

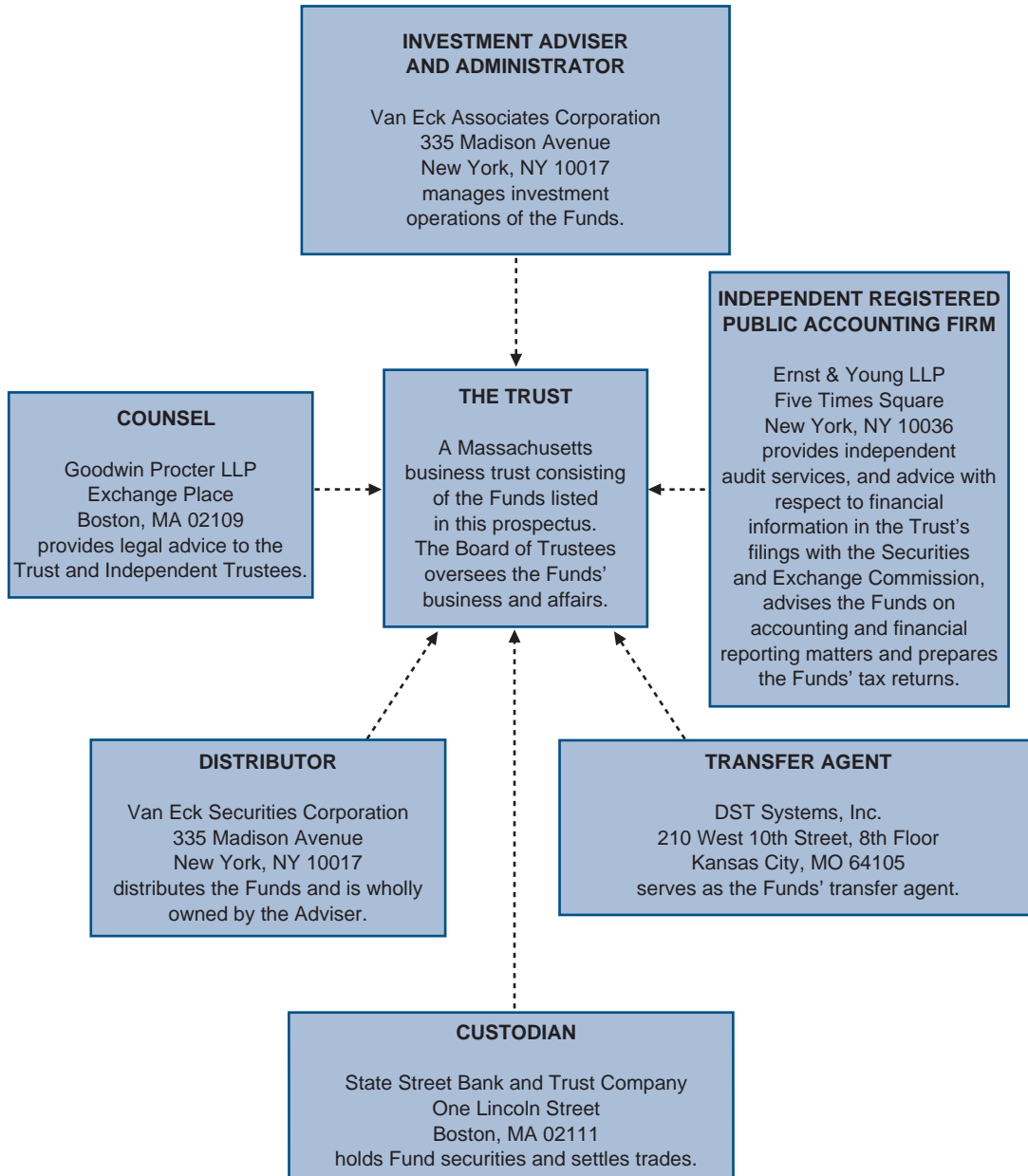
Dividends and Capital Gains Distributions Reinvestment Plan

Dividends and/or distributions are automatically reinvested into your account without a sales charge, unless you elect a cash payment. You may elect cash payment either on your original Account Application, or by calling Account Assistance at 800-544-4653.

Divmove

You can have your cash dividends from a Class A Fund automatically invested in Class A shares of another Van Eck Fund. Cash dividends are invested on the payable date, without a sales charge. For details and an Application, call Account Assistance.

8. MANAGEMENT OF THE FUNDS



INFORMATION ABOUT FUND MANAGEMENT

INVESTMENT ADVISER

Van Eck Associates Corporation (the "Adviser"), 335 Madison Avenue, New York, New York 10017 has been an investment adviser since 1955 and also acts as adviser or sub-adviser to other mutual funds, exchange-traded funds, other pooled investment vehicles and separate accounts.

John C. van Eck and members of his immediate family own 100% of the voting stock of the Adviser. As of December 31, 2011, the Adviser's assets under management were approximately \$33.1 billion.

Fees paid to the Adviser: Emerging Markets Fund pays the Adviser a monthly fee at the annual rate of 0.75% of average daily net assets. Global Hard Assets Fund pays the Adviser a monthly fee at the annual rate of 1.00% of the first \$2.5 billion of average daily net assets of the Fund and 0.90% of average daily net assets in excess of \$2.5 billion, which includes the fees paid for accounting and administrative services. International Investors Gold Fund pays the Adviser a monthly fee at the annual rate of 0.75% on the first \$500 million of average daily net assets of the Fund, 0.65% on the next \$250 million of average daily net assets and 0.50% of average daily net assets in excess of \$750 million. The Adviser also performs accounting and administrative services for Emerging Markets Fund and International Investors Gold Fund. For these services, Emerging Markets Fund pays the Adviser a monthly fee at the annual rate of 0.25% of average daily net assets and International Investors Gold Fund pays the Adviser a monthly fee at the annual rate of 0.25% on the first \$750 million of average daily net assets and 0.20% of average daily net assets in excess of \$750 million. For purposes of calculating these fees for the International Investors Gold Fund, the net assets of the Fund include the value of the Fund's interest in the Subsidiary. The Subsidiary does not pay the Adviser a fee for managing the Subsidiary's portfolio.

The Adviser has agreed to waive fees and/or pay expenses for Emerging Markets Fund to the extent necessary to prevent the operating expenses of Emerging Markets Fund (excluding acquired fund fees and expenses, interest expense, trading expenses, dividends on securities sold short, taxes and extraordinary expenses) from exceeding 1.95% for Class A, 2.50% for Class C, 1.25% for Class I, and 1.70% for Class Y of Emerging Markets Fund's average daily net assets per year until May 1, 2013. During such time, the expense limitation is expected to continue until the Board of Trustees acts to discontinue all or a portion of such expense limitation.

The Adviser has agreed to waive fees and/or pay expenses for Global Hard Assets Fund to the extent necessary to prevent the operating expenses of Global Hard Assets Fund (excluding acquired fund fees and expenses, interest expense, trading expenses, dividends on securities sold short, taxes and extraordinary expenses) from exceeding 1.38% for Class A, 2.20% for Class C, 1.00% for Class I, and 1.13% for Class Y of Global Hard Assets Fund's average daily net assets per year until May 1, 2013. During such time, the expense limitation is expected to continue until the Board of Trustees acts to discontinue all or a portion of such expense limitation.

The Adviser has agreed to waive fees and/or pay expenses for International Investors Gold Fund to the extent necessary to prevent the operating expenses of International Investors Gold Fund (excluding acquired fund fees and expenses, interest expense, trading expenses, dividends on securities sold short, taxes and extraordinary expenses) from exceeding 1.45% for Class A, 2.20% for Class C, 1.00% for Class I, and 1.20% for Class Y of International Investors Gold Fund's average daily net assets per year until May 1, 2013. During such time, the expense limitation is expected to continue until the Board of Trustees acts to discontinue all or a portion of such expense limitation.

The Adviser also has agreed to waive fees and/or pay expenses for each Fund to the extent necessary to prevent the operating expenses of a Fund's Class Y shares from exceeding the operating expenses of the Fund's Class A shares.

For each Fund's most recent fiscal year, the advisory fee paid to the Adviser was as follows:

Van Eck Funds	As a % of average daily net assets
Emerging Markets Fund	0.75%
Global Hard Assets Fund	0.95%
International Investors Gold Fund	0.60%

In September 2009, the Adviser made payments to the Emerging Markets Fund, the Global Hard Assets Fund and the International Investors Gold Fund in the amounts of \$248,219, \$463,316 and \$5,000,000, respectively, in connection with past market timing activities of certain investors.

A discussion regarding the basis for the Board's approval of the investment advisory agreement of each Fund is available in each Fund's semi-annual report to shareholders for the six months ended June 30, 2011.

PORTFOLIO MANAGERS AND INVESTMENT TEAM MEMBERS

EMERGING MARKETS FUND

Portfolio Manager and Investment Team Members

The Fund's portfolio manager and investment team members are responsible for the day-to-day portfolio management of the Fund. The portfolio manager oversees all investment research and decisions related to fund portfolio strategy and allocations, while the investment team members conduct ongoing investment research and analysis.

David A. Semple. Mr. Semple is portfolio manager of the Fund and director of international equity. He has been with the Adviser since 1998 and is currently the portfolio manager of various funds advised by the Adviser. Mr. Semple is responsible for asset allocation and stock selection in global emerging markets.

Edward M. Kuczma, CFA. Mr. Kuczma is an investment team member. He joined the Adviser in 2004. He currently serves on the investment team for various funds advised by the Adviser.

Angus Shillington. Mr. Shillington is an investment team member. He joined the Adviser in 2009. He currently serves on the investment team for various funds advised by the Adviser. Prior to joining the Adviser, Mr. Shillington was the Head of International Equity at ABN Amro from 2006 to 2008 and Deck Head/Managing Director at BNP Paribas from 2001 to 2006.

GLOBAL HARD ASSETS FUND

Portfolio Managers and Investment Team Members

The Fund's portfolio managers and investment team members are responsible for the day-to-day portfolio management of the Fund. The portfolio managers oversee all investment research and decisions related to fund portfolio strategy and allocations, while the investment team members conduct ongoing investment research and analysis.

Charles T. Cameron. Mr. Cameron is a co-portfolio manager of the Fund and head of trading and portfolio strategy. He has been with the Adviser since 1995 and has over 28 years of experience in the international and financial markets. Prior to joining Van Eck, Mr. Cameron was a trader in both the Eurobond and emerging market debt for Standard Charter.

Shawn Reynolds. Mr. Reynolds is a co-portfolio manager of the Fund and head of company research. He has been with the Adviser since 2005 and has over 23 years of experience in the international and financial markets. Prior to joining Van Eck, Mr. Reynolds was an analyst covering U.S. oil and gas exploration and production companies at Petrie Parkman & Co. He has also served as an analyst with Credit Suisse First Boston, Goldman Sachs and Lehman Brothers.

Imaru Casanova. Ms. Casanova is an investment team member and a senior precious metals analyst. She has been with the Adviser since 2011. Prior to joining Van Eck, Ms. Casanova was managing director and senior equity research analyst at McNicoll Lewis & Vlak, responsible for establishing their metals and mining research department, with a focus on undercovered and undiscovered precious metals companies. She also covered the gold mining sector as equity research analyst at Barnard Jacobs Mellet USA and BMO Capital Markets.

Joseph M. Foster. Mr. Foster is an investment team member and a senior precious metals analyst. He has been with the Adviser since 1996 and is currently the portfolio manager for various funds advised by the Adviser. Prior to joining Van Eck, Mr. Foster was a senior geologist at Pinson Mining Company, responsible for district exploration, reserve/resource delineation and modeling, and geologic input and/or strategy on mining issues.

Samuel L. Halpert. Mr. Halpert is an investment team member and a senior analyst covering agriculture, timber, steel and coal. He has been with the Adviser since 2000. Prior to joining Van Eck, Mr. Halpert was an analyst/trader for a global macro hedge fund at Goldman Sachs & Co. He also served as vice president of institutional futures sales at Salomon Smith Barney.

Geoffrey R. King, CFA. Mr. King is an investment team member and an energy analyst specializing in exploration and production, refining, drilling and alternative energy markets. He has been with the Adviser since 2007. Prior to joining Van Eck, Mr. King was an analyst in the energy investment banking group at Merrill Lynch.

Gregory F. Krenzer, CFA. Mr. Krenzer is an investment team member and serves as senior trader and risk manager. He has been with the Adviser since 1994 and has over 17 years' experience in the international and financial markets. Prior to joining Van Eck, Mr. Krenzer was an investment researcher in the high net worth group at Merrill Lynch.

Charl P. de M. Malan. Mr. Malan is an investment team member and a senior base and industrial metals analyst. He has been with the Adviser since 2003. Prior to joining Van Eck, Mr. Malan was an equity research sales analyst specializing in South African mining, natural resources and financial sectors at JPMorgan Chase. He also served an equity research analyst and junior portfolio manager at Standard Corporate and Merchant Bank (Asset Management), South Africa.

Mark A. Miller. Mr. Miller is an investment team member and an energy analyst specializing in oil services and exploration and production, with a focus on the energy sector external to the U.S. He has been with the Adviser since 2007. Prior to

joining Van Eck, Mr. Miller was a high-yield analyst for Bear Stearns. He also served as a petro-physicist for Dresser Atlas and field engineer for Schlumberger.

Edward W. Mitby, CFA. Mr. Mitby is an investment team member and a senior analyst specializing in alternative energy, industrials, infrastructure and power generation. He has been with the Adviser since 2008. Prior to joining Van Eck, Mr. Mitby was a senior research analyst with Saffish Capital Partners. He also served as a proprietary trading portfolio manager at Washington Mutual.

INTERNATIONAL INVESTORS GOLD FUND

Portfolio Manager and Investment Team Members

The Fund's portfolio manager and investment team members are responsible for the day-to-day portfolio management of the Fund. The portfolio manager oversees all investment research and decisions related to fund portfolio strategy and allocations, while the investment team member conducts ongoing investment research and analysis.

Joseph M. Foster. Mr. Foster is portfolio manager of the Fund and a senior precious metals analyst. He has been with the Adviser since 1996 and is currently the portfolio manager for various funds advised by the Adviser.

Imaru Casanova. Ms. Casanova is an investment team member and a senior precious metals analyst. She joined the Adviser in 2011 and currently serves on the investment team for various funds advised by the Adviser.

Charl P. de M. Malan. Mr. Malan is an investment team member and a senior base and industrial metals analyst. He joined the Adviser in 2003 and currently serves on the investment team for various funds advised by the Adviser.

The SAI provides additional information about the above Portfolio Managers and Investment Team Members, their compensation, other accounts they manage, and their securities ownership in the Funds.

PLAN OF DISTRIBUTION (12b-1 PLAN)

Each of the Funds has adopted a Plan of Distribution pursuant to Rule 12b-1 under the Act that allows the Fund to pay distribution fees for the sale and distribution of its shares. Of the amounts expended under the plan for the fiscal year ended December 31, 2011 for all Van Eck Funds, approximately 87% was paid to Brokers and Agents who sold shares or serviced accounts of Fund shareholders. The remaining 13% was retained by the Distributor to pay expenses such as printing and mailing prospectuses and sales material. Because these fees are paid out of the Fund's assets on an ongoing basis, over time these fees will increase the cost of your investment and may cost you more than paying other types of sales charges. Class I and Class Y shares do not have 12b-1 fees. For a complete description of the Plan of Distribution, please see "Plan of Distribution (12B-1 PLAN)" in the SAI.

Van Eck Funds Annual 12b-1 Schedule	Fee to Fund	Payment to Dealer
Emerging Markets Fund-A	0.25%	0.25%
Emerging Markets Fund-C	1.00%	1.00%*
Global Hard Assets Fund-A	0.25%	0.25%
Global Hard Assets Fund-C	1.00%	1.00%*
International Investors Gold Fund-A	0.25%	0.25%
International Investors Gold Fund-C	1.00%	1.00%*

* Class C payment to brokers or agents begins to accrue after the 12th month following the purchase trade date. Each purchase must age that long or there is no payment. Shares purchased due to the automatic reinvestment of dividends and capital gains distributions do not age and begin accruing 12b-1 fees immediately.

THE TRUST

For more information on the Van Eck Funds (the "Trust"), the Trustees and the Officers of the Trust, see "General Information," "Description of the Trust" and "Trustees and Officers" in the SAI.

EXPENSES

Each Fund bears all expenses of its operations other than those incurred by the Adviser or its affiliate under the Advisory and/or Administrative Agreement with the Trust. For a more complete description of Fund expenses, please see the SAI.

THE DISTRIBUTOR

Van Eck Securities Corporation, 335 Madison Avenue, New York, NY 10017 (the "Distributor"), a wholly owned subsidiary of the Adviser, has entered into a Distribution Agreement with the Trust.

The Distributor generally sells and markets shares of the Funds through intermediaries, such as broker-dealers. The intermediaries selling the Funds' shares are compensated from sales charges and from 12b-1 fees and/or shareholder services fees paid directly and indirectly by the Funds.

In addition, the Distributor may pay certain intermediaries, out of its own resources and not as an expense of the Funds, additional cash or non-cash compensation as an incentive to intermediaries to promote and sell shares of the Funds and other mutual funds distributed by the Distributor. These payments are commonly known as "revenue sharing". The benefits that the Distributor may receive when it makes these payments include, among other things, placing the Funds on the intermediary's sales system and/or preferred or recommended fund list, offering the Funds through the intermediary's advisory or other specialized programs, and/or access (in some cases on a preferential basis over other competitors) to individual members of the intermediary's sales force. Such payments may also be used to compensate intermediaries for a variety of administrative and shareholder services relating to investments by their customers in the Funds.

The fees paid by the Distributor to intermediaries may be calculated based on the gross sales price of shares sold by an intermediary, the net asset value of shares held by the customers of the intermediary, or otherwise. These fees, may, but are not normally expected to, exceed in the aggregate 0.50% of the average net assets of the funds attributable to a particular intermediary on an annual basis.

The Distributor may also provide intermediaries with additional cash and non-cash compensation, which may include financial assistance to intermediaries in connection with conferences, sales or training programs for their employees, seminars for the public and advertising campaigns, technical and systems support, attendance at sales meetings and reimbursement of ticket charges. In some instances, these incentives may be made available only to intermediaries whose representatives have sold or may sell a significant number of shares.

Intermediaries may receive different payments, based on a number of factors including, but not limited to, reputation in the industry, sales and asset retention rates, target markets, and customer relationships and quality of service. No one factor is determinative of the type or amount of additional compensation to be provided. Financial intermediaries that sell Funds' shares may also act as a broker or dealer in connection with execution of transactions for the Funds' portfolios. The Funds and the Adviser have adopted procedures to ensure that the sales of the Funds' shares by an intermediary will not affect the selection of brokers for execution of portfolio transactions.

Not all intermediaries are paid the same to sell mutual funds. Differences in compensation to intermediaries may create a financial interest for an intermediary to sell shares of a particular mutual fund, or the mutual funds of a particular family of mutual funds. Before purchasing shares of any Funds, you should ask your intermediary or its representative about the compensation in connection with the purchase of such shares, including any revenue sharing payments it receives from the Distributor.

The financial highlights tables that follow are intended to help you understand each Fund's financial performance for the past five years or as indicated. Certain information reflects financial results for a single Fund share. The total returns in the table represent the rate that an investor would have earned or lost on an investment in the Fund (assuming reinvestment of all dividends and distributions). During the 12-month period ended December 31, 2008, the performance of the Class I shares of the Fund was materially affected by significant redemptions of Class I shares during that period. This information has been audited by Ernst & Young LLP, the Trust's independent registered public accounting firm, whose report, along with the Funds' financial statements are included in the Fund's annual report, which is available upon request.

EMERGING MARKETS FUND

FINANCIAL HIGHLIGHTS

For a share outstanding throughout each year:

	Class A				
	Year Ended December 31,				
	2011	2010	2009	2008	2007
Net asset value, beginning of year	\$ 13.69	\$ 10.71	\$ 4.86	\$ 16.49	\$ 13.27
Income from investment operations:					
Net investment loss	(0.01)(d)	(0.04)	(0.02)	—(b)	(0.02)
Net realized and unrealized gain (loss) on investments	(3.63)	3.06	5.81	(11.23)	4.75
Payment by the Adviser	—	—	0.06(c)	—	—
Total from investment operations	(3.64)	3.02	5.85	(11.23)	4.73
Less dividends and distributions from:					
Net investment income	(0.13)	(0.04)	—	(0.01)	—
Net realized gains	—	—	—	(0.39)	(1.51)
Total distributions	(0.13)	(0.04)	—	(0.40)	(1.51)
Net asset value, end of year	<u>\$ 9.92</u>	<u>\$ 13.69</u>	<u>\$ 10.71</u>	<u>\$ 4.86</u>	<u>\$ 16.49</u>
Total return (a)	(26.58)%	28.17%	120.37%(c)	(68.12)%	35.66%
Ratios/Supplemental Data					
Net assets, end of year (000's)	\$52,253	\$108,019	\$91,059	\$31,768	\$156,203
Ratio of gross expenses to average net assets	1.76%	1.74%	1.81%	1.80%	1.70%
Ratio of net expenses to average net assets	1.76%	1.74%	1.81%	1.80%	1.70%
Ratio of net expenses, excluding interest expense, to average net assets	1.76%	1.74%	1.81%	1.80%	1.70%
Ratio of net investment income (loss) to average net assets	(0.11)%	(0.31)%	(0.26)%	0.03%	(0.22)%
Portfolio turnover rate	94%	110%	63%	48%	66%

	Class C				
	Year Ended December 31,				
	2011	2010	2009	2008	2007
Net asset value, beginning of year	\$ 13.01	\$ 10.26	\$ 4.68	\$ 16.06	\$ 13.05
Income from investment operations:					
Net investment loss	(0.10)(d)	(0.10)	(0.06)	(0.09)	(0.07)
Net realized and unrealized gain (loss) on investments	(3.42)	2.89	5.58	(10.89)	4.59
Payment by the Adviser	—	—	0.06(c)	—	—
Total from investment operations	(3.52)	2.79	5.58	(10.98)	4.52
Less dividends and distributions from:					
Net investment income	(0.13)	(0.04)	—	(0.01)	—
Net realized gains	—	—	—	(0.39)	(1.51)
Total distributions	(0.13)	(0.04)	—	(0.40)	(1.51)
Net asset value, end of year	<u>\$ 9.36</u>	<u>\$ 13.01</u>	<u>\$ 10.26</u>	<u>\$ 4.68</u>	<u>\$ 16.06</u>
Total return (a)	(27.05)%	27.16%	119.23%(c)	(68.40)%	34.65%
Ratios/Supplemental Data					
Net assets, end of year (000's)	\$16,611	\$27,859	\$19,487	\$ 7,807	\$33,802
Ratio of gross expenses to average net assets	2.70%	2.61%	2.97%	2.49%	2.38%
Ratio of net expenses to average net assets	2.50%	2.48%	2.49%	2.49%	2.38%
Ratio of net expenses, excluding interest expense, to average net assets	2.50%	2.48%	2.49%	2.49%	2.38%
Ratio of net investment loss to average net assets	(0.86)%	(1.07)%	(0.92)%	(0.61)%	(0.86)%
Portfolio turnover rate	94%	110%	63%	48%	66%

(a) Total return is calculated assuming an initial investment made at the net asset value at the beginning of the year, reinvestment of any dividends and distributions at net asset value on the dividend/distributions payment date and a redemption on the last day of the year. The return does not reflect the deduction of taxes that a shareholder would pay on Fund dividends/distributions or the redemption of Fund shares.

(b) Amount represents less than \$0.005 per share.

(c) For the year ended December 31, 2009, 0.91% of the Class A and 0.94% of Class C total return, representing \$0.06 per share for Class A and Class C, consisted of a payment by the Adviser in connection with past market timing activities and a reimbursement for an investment loss.

(d) Calculation based upon average shares outstanding.

	Class I				2007(a)
	Year Ended December 31,				
	2011	2010	2009	2008	
Net asset value, beginning of period	\$ 14.01	\$10.91	\$ 4.92	\$ 16.49	\$16.49
Income from investment operations:					
Net investment income.....	0.05(d)	0.02	0.06	0.06	—
Net realized and unrealized gain (loss) on investments	(3.72)	3.12	5.86	(11.23)	—
Payment by the Adviser.....	—	—	0.07(e)	—	—
Total from investment operations	<u>(3.67)</u>	<u>3.14</u>	<u>5.99</u>	<u>(11.17)</u>	<u>—</u>
Less dividends and distributions from:					
Net investment income.....	(0.13)	(0.04)	—	(0.01)	—
Net realized gains	—	—	—	(0.39)	—
Total dividends and distributions	<u>(0.13)</u>	<u>(0.04)</u>	<u>—</u>	<u>(0.40)</u>	<u>—</u>
Net asset value, end of period.....	<u>\$ 10.21</u>	<u>\$14.01</u>	<u>\$ 10.91</u>	<u>\$ 4.92</u>	<u>\$16.49</u>
Total return (c).....	(26.19)%	28.75%	121.75%(e)	(67.82)%	0.00%(g)

Ratios/Supplemental Data

Net assets, end of period (000's)	\$ 3,019	\$4,079	\$ 3,097	\$ 1,708	\$ 10
Ratio of gross expenses to average net assets.....	2.22%	2.23%	2.54%	1.96%	0.00%(f)
Ratio of net expenses to average net assets	1.25%	1.25%	1.24%	1.16%	0.00%(f)
Ratio of net expenses, excluding interest expense, to average net assets	1.25%	1.25%	1.24%	1.15%	0.00%(f)
Ratio of net investment income to average net assets	0.38%	0.18%	0.56%	1.29%	0.00%(f)
Portfolio turnover rate	94%	110%	63%	48%	0%(g)

	Class Y	
	Year Ended December 31,	
	2011	2010(b)
Net asset value, beginning of period.....	\$ 13.68	\$11.30
Income from investment operations:		
Net investment loss	(0.06)(g)	(0.03)
Net realized and unrealized gain (loss) on investments....	(3.57)	2.45
Total from investment operations	<u>(3.63)</u>	<u>2.42</u>
Less distributions from:		
Net investment income	(0.13)	(0.04)
Net asset value, end of period	<u>\$ 9.92</u>	<u>\$13.68</u>
Total return (c)	(26.53)%	21.48%(g)

Ratios/Supplemental Data

Net assets, end of period (000's).....	\$10,990	\$5,920
Ratio of gross expenses to average net assets	2.08%	1.73%(f)
Ratio of net expenses to average net assets.....	1.70%	1.70%(f)
Ratio of net expenses, excluding interest expense, to average net assets	1.70%	1.70%(f)
Ratio of net investment loss to average net assets.....	(0.54)%	(0.77)(f)
Portfolio turnover rate.....	94%	110%(g)

(a) For the period December 31, 2007 (commencement of operations) through December 31, 2007.

(b) For the period April 30, 2010 (commencement of operations) through December 31, 2010.

(c) Total return is calculated assuming an initial investment made at the net asset value at the beginning of the period, reinvestment of any dividends and distributions at net asset value on the dividend/distributions payment date and a redemption on the last day of the period. The return does not reflect the deduction of taxes that a shareholder would pay on Fund dividends/distributions or the redemption of Fund shares.

(d) Calculation based upon average shares outstanding.

(e) For the year ended December 31, 2009, 1.11% of the Class I total return, representing \$0.07 per share, consisted of a payment by the Adviser in connection with past market timing activities and a reimbursement for an investment loss.

(f) Annualized

(g) Not annualized

GLOBAL HARD ASSETS FUND

FINANCIAL HIGHLIGHTS

For a share outstanding throughout each period:

	Class A				
	Year Ended December 31,				
	2011	2010	2009	2008	2007
Net asset value, beginning of year	\$ 52.33	\$ 40.92	\$ 26.84	\$ 48.52	\$ 38.07
Income from investment operations:					
Net investment loss	(0.18)(b)	(0.20)(b)	(0.15)	(0.07)	(0.13)
Net realized and unrealized gain (loss) on investments	(8.52)	11.83	14.22	(21.61)	16.36
Payment by the Adviser	—	—	0.01(c)	—	—
Total from investment operations	(8.70)	11.63	14.08	(21.68)	16.23
Less distributions from:					
Net investment income	(0.05)	(0.22)	—	—	—
Net realized gains	(0.24)	—	—	—	(5.78)
Total distributions	(0.29)	(0.22)	—	—	(5.78)
Net asset value, end of year	\$ 43.34	\$ 52.33	\$ 40.92	\$ 26.84	\$ 48.52
Total return (a)	(16.63)%	28.43%	52.46%(c)	(44.68)%	42.62%

Ratios/Supplemental Data

Net assets, end of year (000's)	\$1,673,303	\$2,085,492	\$1,240,769	\$410,617	\$697,604
Ratio of gross expenses to average net assets	1.37%	1.43%	1.49%	1.46%	1.43%
Ratio of net expenses to average net assets	1.37%	1.40%	1.46%	1.46%	1.43%
Ratio of net expenses, excluding interest expense, to average net assets	1.37%	1.40%	1.46%	1.45%	1.43%
Ratio of net investment loss to average net assets	(0.36)%	(0.47)%	(0.62)%	(0.17)%	(0.36)%
Portfolio turnover rate	40%	66%	86%	73%	89%

	Class C				
	Year Ended December 31,				
	2011	2010	2009	2008	2007
Net asset value, beginning of year	\$ 47.82	\$ 37.70	\$ 24.92	\$ 45.41	\$ 36.16
Income from investment operations:					
Net investment loss	(0.51)(b)	(0.48)(b)	(0.34)	(0.46)	(0.37)
Net realized and unrealized gain (loss) on investments	(7.73)	10.82	13.11	(20.03)	15.40
Payment by the Adviser	—	—	0.01(c)	—	—
Total from investment operations	(8.24)	10.34	12.78	(20.49)	15.03
Less distributions from:					
Net investment income	(0.05)	(0.22)	—	—	—
Net realized gains	(0.24)	—	—	—	(5.78)
Total distributions	(0.29)	(0.22)	—	—	(5.78)
Net asset value, end of year	\$ 39.29	\$ 47.82	\$ 37.70	\$ 24.92	\$ 45.41
Total return (a)	(17.23)%	27.44%	51.28%(c)	(45.12)%	41.55%

Ratios/Supplemental Data

Net assets, end of year (000's)	\$515,433	\$557,023	\$358,114	\$139,234	\$283,246
Ratio of gross expenses to average net assets	2.12%	2.16%	2.30%	2.20%	2.19%
Ratio of net expenses to average net assets	2.12%	2.16%	2.26%	2.20%	2.19%
Ratio of net expenses, excluding interest expense, to average net assets	2.12%	2.16%	2.26%	2.19%	2.19%
Ratio of net investment loss to average net assets	(1.10)%	(1.23)%	(1.42)%	(0.92)%	(1.11)%
Portfolio turnover rate	40%	66%	86%	73%	89%

(a) Total return is calculated assuming an initial investment made at the net asset value at the beginning of the year, reinvestment of any dividends and distributions at net asset value on the dividend/distributions payment date and a redemption on the last day of the year. The return does not reflect the deduction of taxes that a shareholder would pay on Fund dividends/distributions or the redemption of Fund shares.

(b) Calculated based upon weighted average shares outstanding.

(c) For the year ended December 31, 2009, 0.03% of the Class A and Class C total return, representing \$0.01 per share for Class A and Class C, consisted of a payment by the Adviser in connection with the past market timing activities.

	Class I				
	Year Ended December 31,				
	2011	2010	2009	2008	2007
Net asset value, beginning of year	\$ 53.40	\$ 41.59	\$ 27.14	\$ 48.91	\$ 38.19
Income from investment operations:					
Net investment income (loss)	0.01(c)	(0.02)(c)	(0.04)	0.15	0.02
Net realized and unrealized gain (loss) on investments	(8.72)	12.05	14.48	(21.92)	16.48
Payment by the Adviser	—	—	0.01(d)	—	—
Total from investment operations	(8.71)	12.03	14.45	(21.77)	16.50
Less distributions from:					
Net investment income	(0.05)	(0.22)	—	—	—
Net realized gains	(0.24)	—	—	—	(5.78)
Total distributions	(0.29)	(0.22)	—	—	(5.78)
Net asset value, end of year	\$ 44.40	\$ 53.40	\$ 41.59	\$ 27.14	\$ 48.91
Total return (b)	(16.31)%	28.93%	53.24%(d)	(44.51)%	43.19%
Ratios/Supplemental Data					
Net assets, end of year (000's)	\$1,637,440	\$1,650,962	\$639,887	\$25,648	\$31,652
Ratio of gross expenses to average net assets	1.01%	1.05%	1.10%	1.17%	1.17%
Ratio of net expenses to average net assets	1.00%	1.00%	1.00%	1.00%	1.02%
Ratio of net expenses, excluding interest expense, to average net assets	1.00%	1.00%	1.00%	1.00%	1.02%
Ratio of net investment income (loss) to average net assets	0.02%	(0.04)%	(0.32)%	0.31%	0.04%
Portfolio turnover rate	40%	66%	86%	73%	89%

	Class Y	
	Year Ended December 31,	
	2011	2010(a)
Net asset value, beginning of period	\$ 52.41	\$ 43.69
Income from investment operations:		
Net investment income (loss)	0.01(c)	(0.03)(c)
Net realized and unrealized gain (loss) on investments	(8.63)	8.97
Total from investment operations	(8.62)	8.94
Less distributions from:		
Net investment income	(0.05)	(0.22)
Net realized gains	(0.24)	—
Total distributions	(0.29)	(0.22)
Net asset value, end of period	\$ 43.50	\$ 52.41
Total return (b)	(16.45)%	20.47%(e)
Ratios/Supplemental Data		
Net assets, end of period (000's)	\$274,811	\$61,210
Ratio of gross expenses to average net assets	1.17%	1.10%(f)
Ratio of net expenses to average net assets	1.13%	1.10%(f)
Ratio of net expenses, excluding interest expense, to average net assets	1.13%	1.10%(f)
Ratio of net investment income (loss) to average net assets	0.01%	(0.10)(f)
Portfolio turnover rate	40%	66%(e)

(a) For the period April 30, 2010 (commencement of operations) through December 31, 2010.

(b) Total return is calculated assuming an initial investment made at the net asset value at the beginning of period, reinvestment of any dividends and distributions at net asset value on the dividend/distributions payment date and a redemption on the last day of the period. The return does not reflect the deduction of taxes that a shareholder would pay on Fund dividends/distributions or the redemption of Fund shares.

(c) Calculated based upon average shares outstanding.

(d) For the year ended December 31, 2009, 0.03% of the Class I representing \$0.01 per share, consisted of a payment by the Adviser in connection with the past market timing activities.

(e) Not annualized

(f) Annualized

INTERNATIONAL INVESTORS GOLD FUND

FINANCIAL HIGHLIGHTS

For a share outstanding throughout each period:

	Class A				
	Year Ended December 31,				
	2011	2010	2009	2008	2007
Net asset value, beginning of year.....	\$ 24.70	\$ 18.92	\$ 11.98	\$ 17.82	\$ 16.00
Income from investment operations:					
Net investment income (loss).....	(0.16)(b)	(0.22)(b)	(0.07)	(0.13)	0.16
Net realized and unrealized gain (loss) on investments	(5.15)	9.78	7.58	(5.12)	4.23
Payment by the Adviser.....	—	—	0.11(c)	—	—
Total from investment operations	(5.31)	9.56	7.62	(5.25)	4.39
Less distributions from:					
Net investment income.....	(0.31)	(2.09)	(0.68)	(0.09)	(1.54)
Net realized gains	—	(1.69)	—	(0.50)	(1.03)
Total distributions	(0.31)	(3.78)	(0.68)	(0.59)	(2.57)
Net asset value, end of year	\$ 19.08	\$ 24.70	\$ 18.92	\$ 11.98	\$ 17.82
Total return (a)	(21.52)%	50.99%	63.75%(c)	(29.03)%	27.41%

Ratios/Supplemental Data

Net assets, end of year (000's).....	\$988,039	\$1,359,014	\$799,296	\$436,565	\$616,260
Ratio of gross expenses to average net assets.....	1.20%	1.25%	1.43%	1.45%	1.46%
Ratio of net expenses to average net assets	1.20%	1.25%	1.43%	1.45%	1.46%
Ratio of net expenses, excluding interest expense, to average net assets	1.20%	1.25%	1.43%	1.45%	1.46%
Ratio of net investment loss to average net assets	(0.68)%	(0.98)%	(1.10)%	(0.76)%	(0.87)%
Portfolio turnover rate	24%	33%	19%	30%	35%

	Class C				
	Year Ended December 31,				
	2011	2010	2009	2008	2007
Net asset value, beginning of year.....	\$ 23.13	\$ 18.01	\$ 11.45	\$ 17.21	\$ 15.61
Income from investment operations:					
Net investment income (loss).....	(0.31)(b)	(0.36)(b)	(0.04)	(0.30)	0.26
Net realized and unrealized gain (loss) on investments	(4.80)	9.26	7.08	(4.87)	3.89
Payment by the Adviser.....	—	—	0.10(c)	—	—
Total from investment operations	(5.11)	8.90	7.14	(5.17)	4.15
Less distributions from:					
Net investment income.....	(0.31)	(2.09)	(0.58)	(0.09)	(1.52)
Net realized gains	—	(1.69)	—	(0.50)	(1.03)
Total distributions	(0.31)	(3.78)	(0.58)	(0.59)	(2.55)
Net asset value, end of year	\$ 17.71	\$ 23.13	\$ 18.01	\$ 11.45	\$ 17.21
Total return (a).....	(22.11)%	49.89%	62.52%(c)	(29.54)%	26.56%

Ratios/Supplemental Data

Net assets, end of year (000's).....	\$221,214	\$285,973	\$131,609	\$54,419	\$63,207
Ratio of gross expenses to average net assets.....	1.96%	1.95%	2.31%	2.20%	2.12%
Ratio of net expenses to average net assets	1.96%	1.95%	2.27%	2.20%	2.12%
Ratio of net expenses, excluding interest expense, to average net assets.....	1.96%	1.95%	2.27%	2.20%	2.12%
Ratio of net investment loss to average net assets	(1.43)%	(1.68)%	(1.94)%	(1.49)%	(1.55)%
Portfolio turnover rate	24%	33%	19%	30%	35%

(a) Total return is calculated assuming an initial investment made at the net asset value at the beginning of the year, reinvestment of any dividends and distributions at net asset value on the dividend/distributions payment date and a redemption on the last day of the year. The return does not reflect the deduction of taxes that a shareholder would pay on Fund dividends/distributions or the redemption of Fund shares.

(b) Calculated based upon weighted average shares outstanding.

(c) For the year ended December 31, 2009, 0.58% of the Class A and Class C total return, representing \$0.11 for Class A and \$0.10 for Class C per share, consisted of a payment by the Adviser in connection with the past market timing activities and a reimbursement for an investment loss. Additionally, 1.49% of Class A and Class C total return resulted from settlement payments received from third parties by the Fund.

	Class I				
	Year Ended December 31,				
	2011	2010	2009	2008	2007
Net asset value, beginning of period.....	\$ 29.97	\$ 22.34	\$14.05	\$ 17.95	\$16.09
Income from investment operations:					
Net investment income (loss)	(0.10)(c)	(0.20)(c)	0.46	(0.04)	0.81
Net realized and unrealized gain (loss) on investments	(6.28)	11.61	8.42	(3.27)	3.69
Payment by the Adviser	—	—	0.14(d)	—	—
Total from investment operations	(6.38)	11.41	9.02	(3.31)	4.50
Less distributions from:					
Net investment income	(0.31)	(2.09)	(0.73)	(0.09)	(1.61)
Net realized gains	—	(1.69)	—	(0.50)	(1.03)
Total distributions	(0.31)	(3.78)	(0.73)	(0.59)	(2.64)
Net asset value, end of period	\$ 23.28	\$ 29.97	\$22.34	\$ 14.05	\$17.95
Total return (b)	(21.30)%	51.47%	64.34%(d)	(18.02%(e)	27.94%

Ratios/Supplemental Data

Net assets, end of period (000's)	\$111,604	\$86,982	\$6,125	\$ 12	\$8,570
Ratio of gross expenses to average net assets	0.91%	1.01%	3.11%	1.17%	1.23%
Ratio of net expenses to average net assets	0.91%	1.00%	1.00%	1.00%	1.03%
Ratio of net expenses, excluding interest expense, to average net assets	0.91%	1.00%	1.00%	1.00%	1.03%
Ratio of net investment income (loss) to average net assets	(0.35)%	(0.74)%	(0.66)%	(0.25)%	(0.46)%
Portfolio turnover rate	24%	33%	19%	30%	35%

	Class Y	
	Year Ended December 31,	
	2011	2010(a)
Net asset value, beginning of period.....	\$ 24.72	\$ 21.56
Income from investment operations:		
Net investment loss	(0.08)(c)	(0.14)(c)
Net realized and unrealized gain on investments	(5.21)	7.08
Total from investment operations	(5.29)	6.94
Less distributions from:		
Net investment income	(0.31)	(2.09)
Net realized gains	—	(1.69)
Total distributions	(0.31)	(3.78)
Net asset value, end of period	\$ 19.12	\$ 24.72
Total return (b)	(21.42)%	32.59%(f)

Ratios/Supplemental Data

Net assets, end of period (000's)	\$78,106	\$19,105
Ratio of gross expenses to average net assets	1.10%	1.11%(g)
Ratio of net expenses to average net assets	1.10%	1.11%(g)
Ratio of net expenses, excluding interest expense, to average net assets	1.10%	1.11%(g)
Ratio of net investment loss to average net assets	(0.34)%	(0.82)(g)
Portfolio turnover rate	24%	33%(f)

(a) For the period April 30, 2010 (commencement of operations) through December 31, 2010.

(b) Total return is calculated assuming an initial investment made at the net asset value at the beginning of the period, reinvestment of any dividends and distributions at net asset value on the dividend/distributions payment date and a redemption on the last day of the period. The return does not reflect the deduction of taxes that a shareholder would pay on Fund dividends/distributions or the redemption of Fund shares.

(c) Calculated based upon weighted average shares outstanding

(d) For the year ended December 31, 2009, 0.58% of Class I total return, representing \$0.14 per share, consisted of a payment by the Adviser in connection with the past market timing activities. Additionally, 1.49% of the Class I total return resulted from settlement payments received from third parties by the Fund.

(e) Total return for the year ended December 31, 2008 was materially affected by significant redemptions during the year, relative to the amount of net assets represented by the class. In the absence of such redemptions the total return would have been lower.

(f) Not annualized

(g) Annualized

For more detailed information, see the Statement of Additional Information (SAI), which is legally a part of and is incorporated by reference into this Prospectus.

Additional information about the investments is available in the Funds' annual and semi-annual reports to shareholders. In the Funds' annual reports, you will find a discussion of the market conditions and investment strategies that significantly affected each Fund's performance during its last fiscal year.

- Call Van Eck at 800.826.1115, or visit the Van Eck website at vaneck.com to request, free of charge, the annual or semi-annual reports, the Statement of Additional Information (SAI), information regarding applicable sales loads, breakpoint discounts, reduced or waived sales charges and eligibility minimums, or other information about the Funds.
- Information about the Funds (including the SAI) can also be reviewed and copied at the Securities and Exchange Commission (SEC) Public Reference Room in Washington, D.C. Information about the operation of the Public Reference Room may be obtained by calling 202.551.8090.
- Reports and other information about the Funds are available on the EDGAR Database on the SEC's Internet site at <http://www.sec.gov>. In addition, copies of this information may be obtained, after paying a duplicating fee, by electronic request at the following e-mail address: publicinfo@sec.gov, or by writing the SEC's Public Reference Section, Washington, D.C. 20549-1520.



Transfer Agent:
DST Systems, Inc.
P.O. Box 218407
Kansas City, Missouri 64121-8407

800.544.4653
vaneck.com

SEC REGISTRATION NUMBER: 811-04297

VEFPRO