MARKET VECTORS® ETFs

by Van Eck® Global

Quick Facts

Equity ETFs

CONTENT

HARD ASSETS

- **FRAK** Unconventional Oil & Gas
- **GDX** Gold Miners
- **GDXJ** Junior Gold Miners
- **GEX** Global Alternative Energy
- **HAP** Natural Resources
- **KOL** Coal
- **KWT** Solar Energy
- **MOO** Agribusiness
- **NLR** Uranium+Nuclear Energy
- **OIH** Oil Services
- **REMX** Rare Earth/Strategic Metals
- **SLX** Steel

INTERNATIONAL

- **AFK** Africa Index
- **BRF** Brazil Small-Cap
- **COLX** Colombia
- **EGPT** Egypt Index
- **GERJ** Germany Small-Cap
- **IDX** Indonesia Index
- **IDXJ** Indonesia Small-Cap
- **ISRA** Israel
- **LATM** Latin America Small-Cap Index
- **MES** Gulf States Index
- **PEK** ChinaAMC A-Share
- **PLND** Poland
- **QDEM** MSCI Emerging Markets Quality Dividend
- **QDXU** MSCI International Quality Dividend
- **QEM** MSCI Emerging Markets Quality
- **QXUS** MSCI International Quality
- **RSX** Russia
- **RSXJ** Russia Small-Cap
- **SCIF** India Small-Cap Index
- **VNM** Vietnam

INDUSTRY

- **BBH** Biotech
- **BJK** Gaming
- **EVX** Environmental Services
- **PPH** Pharmaceutical
- **RKH** Bank and Brokerage
- **RTH** Retail
- **SMH** Semiconductor

BROAD-BASED U.S.

- **MOAT** Wide Moat

Please turn over for fund guide

FUND TICKER

FUND NAME

BENCHMARK INDEX

INDEX TICKER

INDEX WEIGHTING SYSTEM

INDEX COMPANY ELIGIBILITY CRITERIA

EXCHANGE

COMMENCEMENT DATE

OPTIONS AVAILABILITY

EXPENSES AND FEES

[1] Complete holdings are available at marketvectorsetfs.com

[2] Net Annual Fund Operating Expenses are capped at this level until February 1, 2015.

[3] Net Annual Fund Operating Expenses are capped at this level until May 1, 2015.

[4] Please see prospectus for small-capitalization methodology.

Pure-play indices and ETFs

The majority of Market Vectors equity ETFs[1] are based on pure-play indices that generally include only those companies that are principally engaged in the targeted sector, country or region. Pure-play holdings result in highly targeted exposure.

	FRAK®	GDX®	GDXJ®
FUND TICKER	FRAK®	GDX®	GDXJ®
FUND NAME	Market Vectors Unconventional Oil & Gas ETF	Market Vectors Gold Miners ETF	Market Vectors Junior Gold Miners ETF
BENCHMARK INDEX	Market Vectors Global Unconventional Oil & Gas Index	NYSE Arca Gold Miners Index	Market Vectors Global Junior Gold Miners Index
INDEX TICKER	MVFRAKTR	GDMNTR	MVGDXJTR
INDEX WEIGHTING SYSTEM	Rules-based, modified market-cap weighted, float-adjusted	Rules-based, modified market-cap weighted	Rules-based, modified market-cap weighted, float-adjusted
INDEX COMPANY ELIGIBILITY CRITERIA	• Global companies that generate at least 50% of their revenues from (or, in certain circumstances, have at least 50% of their assets related to) unconventional oil and gas, or own properties that have the potential to do so • Market cap exceeding $150 million • Three-month daily average trading volume of at least $1.0 million and at least 250,000 shares traded per month over the last six months	• Involved primarily in the mining for gold • Market cap exceeding $750 million • Daily average trading volume of at least 50,000 shares over past three months • Daily average trading volume of at least $1.0 million over past three months	• Small- and mid-cap companies[4] that generate at least 50% of their revenues from (or, in certain circumstances, have at least 50% of their assets related to) gold and/or silver mining, or have the potential to generate at least 50% of their revenues from gold or silver mining when developed • Market cap exceeding $150 million • Three-month daily average trading volume of at least $1 million and traded at least 250,000 shares per month over the last six months
EXCHANGE	NYSE Arca	NYSE Arca	NYSE Arca
COMMENCEMENT DATE	2/14/2012	5/16/2006	11/10/2009
OPTIONS AVAILABILITY	Yes	Yes	Yes
EXPENSES AND FEES	GROSS 1.04%[3] NET 0.54%[3]	GROSS 0.53%[3] NET 0.53%[3]	GROSS 0.58%[3] NET 0.57%[3]

[1] Complete holdings are available at marketvectorsetfs.com

[2] Net Annual Fund Operating Expenses are capped at this level until February 1, 2015.

[3] Net Annual Fund Operating Expenses are capped at this level until May 1, 2015.

[4] Please see prospectus for small-capitalization methodology.

	GEX®	HAP®	KOL®
FUND TICKER	GEX®	HAP®	KOL®
FUND NAME	Market Vectors Global Alternative Energy ETF	Market Vectors Natural Resources ETF	Market Vectors Coal ETF
BENCHMARK INDEX	Ardour Global Index℠ (Extra Liquid)	The *Rogers*™-Van Eck Natural Resources Index	Market Vectors Global Coal Index
INDEX TICKER	AGIXLT	RVEIT	MVKOLTR
INDEX WEIGHTING SYSTEM	Rules-based, market-cap weighted, float-adjusted	Rules-based, modified market-cap weighted, float-adjusted; sector weights based on global consumption estimates	Rules-based, modified market-cap weighted, float-adjusted
INDEX COMPANY ELIGIBILITY CRITERIA	• Principally engaged in the alternative energy industry deriving over 50% of revenues from it • Market cap exceeding $100 million • Three-month average daily trading price greater than $1.00 per share	• Principally engaged in the production and/or distribution of commodities and related products and services, deriving at least 50% of revenues from it • Market cap minimum of $500 million • Three-month trading volume equal to or greater than $1 million per day	• Principally engaged in the global coal industry, deriving greater than 50% of revenues (or, in certain circumstances, have at least 50% of their assets related to) coal operation, coal transportation, and storage and production of coal mining equipment as well as coal storage • Market cap exceeding $150 million • Three-month daily average trading volume of at least $1 million and traded at least 250,000 shares per month over the last six months
EXCHANGE	NYSE Arca	NYSE Arca	NYSE Arca
COMMENCEMENT DATE	5/03/2007	8/29/2008	1/10/2008
OPTIONS AVAILABILITY	Yes	No	Yes
EXPENSES AND FEES	GROSS 0.72%[3] NET 0.62%[3]	GROSS 0.74%[3] NET 0.50%[3]	GROSS 0.64%[3] NET 0.59%[3]

[1] Complete holdings are available at marketvectorsetfs.com

[2] Net Annual Fund Operating Expenses are capped at this level until February 1, 2015.

[3] Net Annual Fund Operating Expenses are capped at this level until May 1, 2015.

[4] Please see prospectus for small-capitalization methodology.

	KWT®	MOO®	NLR®
FUND TICKER	KWT®	MOO®	NLR®
FUND NAME	Market Vectors Solar Energy ETF	Market Vectors Agribusiness ETF	Market Vectors Uranium+ Nuclear Energy ETF
BENCHMARK INDEX	Market Vectors Global Solar Energy Index	Market Vectors Global Agribusiness Index	Market Vectors Global Uranium & Nuclear Energy Index
INDEX TICKER	MVKWTTR	MVMOOTR	MVNLRTR
INDEX WEIGHTING SYSTEM	Rules-based, modified market-cap weighted, float-adjusted	Rules-based, modified market-cap weighted, float-adjusted	Rules-based, modified market-cap weighted
INDEX COMPANY ELIGIBILITY CRITERIA	• Companies involved in solar energy that generate at least 50% of their revenuees from (or, in certain circumstances, have at least 50% of their assets related to) photovoltaic and solar power, or the provision of solar power equipment/techologies and materials or services to solar power equipment/technologies producers. • Market cap exceeding $150 million • Three-month daily average trading volume of at least $1 million and traded at least 250,000 shares per month over the last six months	• Companies in the global agribusiness industry that generate at least 50% of their revenues from (or, in certain circumstances, have at least 50% of their assets related to) agrichemicals and fertilizers, seeds and traits, farm/irrigation equipment and farm machinery and/or agricultural products • Market cap exceeding $150 million • Three-month daily average trading volume of at least $1 million and traded at least 250,000 shares per month over the last six months	• Principally engaged in global uranium and nuclear energy, deriving greater than 50% of revenues (or, in certain circumstances, have at least 50% of their assets related to it) • Market cap exceeding $150 million • Three-month daily average trading volume of at least $1 million and traded at least 250,000 shares per month over the last six months
EXCHANGE	NYSE Arca	NYSE Arca	NYSE Arca
COMMENCEMENT DATE	4/21/2008	8/31/2007	8/13/2007
OPTIONS AVAILABILITY	No	Yes	No
EXPENSES AND FEES	GROSS 1.54%[3] NET 0.66%[3]	GROSS 0.55%[3] NET 0.55%[3]	GROSS 0.80%[3] NET 0.60%[3]

[1] Complete holdings are available at marketvectorsetfs.com

[2] Net Annual Fund Operating Expenses are capped at this level until February 1, 2015.

[3] Net Annual Fund Operating Expenses are capped at this level until May 1, 2015.

[4] Please see prospectus for small-capitalization methodology.

	OIH®	REMX®	SLX®
FUND TICKER	OIH®	REMX®	SLX®
FUND NAME	Market Vectors Oil Services ETF	Market Vectors Rare Earth/Strategic Metals ETF	Market Vectors Steel ETF
BENCHMARK INDEX	Market Vectors US Listed Oil Services 25 Index	Market Vectors Global Rare Earth/Strategic Metals Index	NYSE Arca Steel Index
INDEX TICKER	MVOIHTR	MVREMXTR	STEEL
INDEX WEIGHTING SYSTEM	Rules-based, modified market-cap weighted, float-adjusted	Rules-based, modified-cap weighted, float-adjusted	Rules-based, modified market-cap weighted
INDEX COMPANY ELIGIBILITY CRITERIA	• U.S. exchange-listed companies that derive at least 50% of their revenues from (or, in certain circumstances, have at least 50% of their assets related to) oil services • Market cap exceeding $150 million • Three-month daily average trading volume of at least $1 million and at least 250,000 shares traded per month over the last six months	• Companies involved in rare earth and strategic metals business that generate at least 50% of their revenues from (or, in certain circumstances, have at least 50% of their assets related to) rare earth/strategic metals or with mining projects that have the potential to generate at least 50% of their revenues from rare earth/strategic metals • Market cap exceeding $150 million • Three-month daily average trading volume of at least $1 million and traded at least 250,000 shares per month over the last six months	• Primarily involved in activities related to steel production • Market cap exceeding $100 million • Daily average traded volume of at least $1 million over past three months
EXCHANGE	NYSE Arca	NYSE Arca	NYSE Arca
COMMENCEMENT DATE	12/20/2011	10/27/2010	10/10/2006
OPTIONS AVAILABILITY	Yes	Yes	Yes
EXPENSES AND FEES	GROSS 0.39%[3] NET 0.35%[3]	GROSS 0.70%[3] NET 0.57%[3]	GROSS 0.62%[3] NET 0.55%[3]

[1] Complete holdings are available at marketvectorsetfs.com

[2] Net Annual Fund Operating Expenses are capped at this level until February 1, 2015.

[3] Net Annual Fund Operating Expenses are capped at this level until May 1, 2015.

[4] Please see prospectus for small-capitalization methodology.

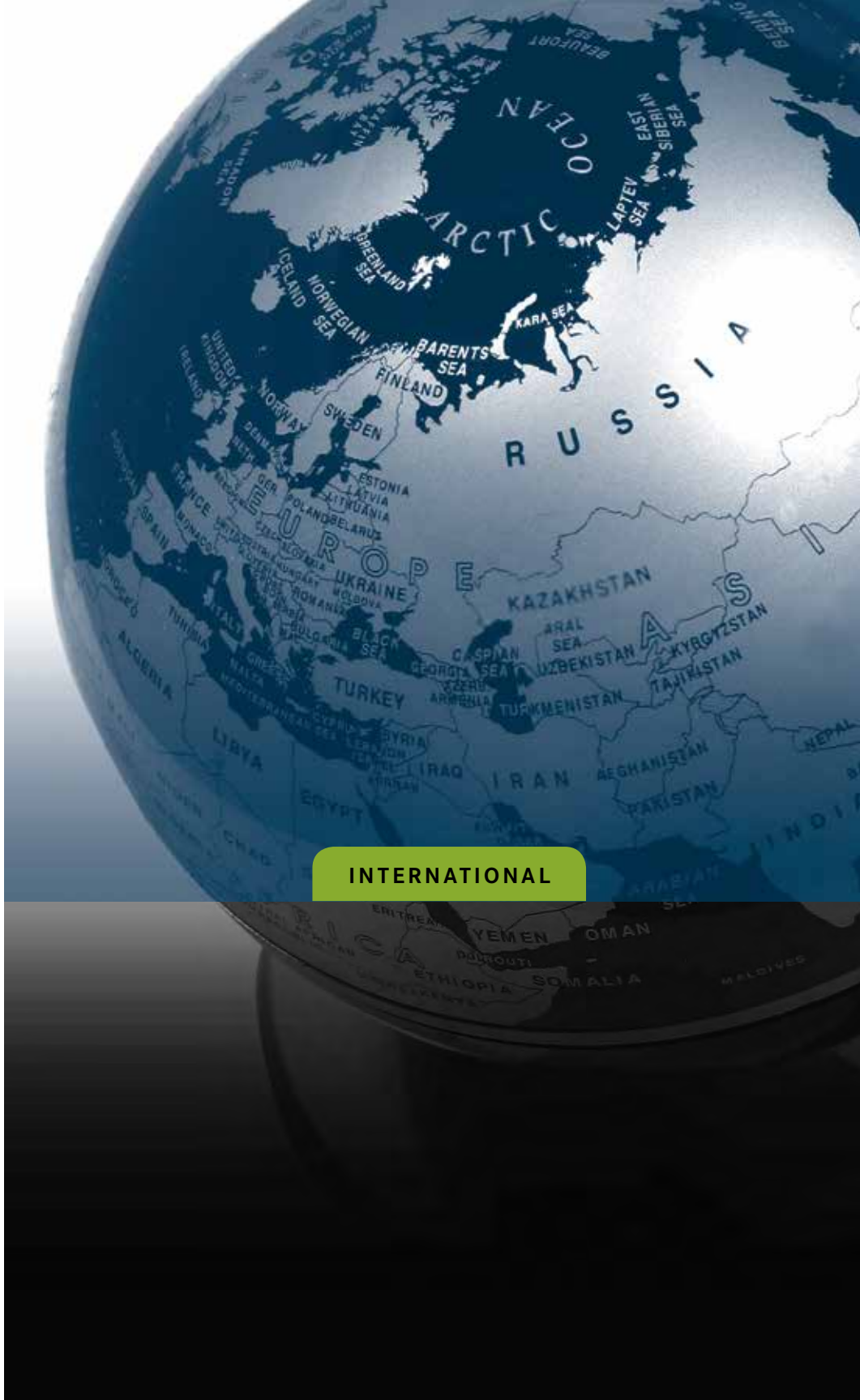

INTERNATIONAL

	AFK®	BRF®	COLX®
FUND TICKER	AFK®	BRF®	COLX®
FUND NAME	Market Vectors Africa Index ETF	Market Vectors Brazil Small-Cap ETF	Market Vectors Colombia ETF
BENCHMARK INDEX	Market Vectors GDP Africa Index	Market Vectors Brazil Small-Cap Index	Market Vectors Colombia Index
INDEX TICKER	MVAFKTR	MVBRFTR	MVCOLXTR
INDEX WEIGHTING SYSTEM	Rules-based, modified market-cap weighted, float-adjusted	Rules-based, modified market-cap weighted, float-adjusted	Rules-based, modified market-cap weighted, float-adjusted
INDEX COMPANY ELIGIBILITY CRITERIA	• Companies headquartered in Africa, or generating at least 50% of their revenues in Africa. • Market cap exceeding $150 million • Three-month average daily turnover greater than $1 million	• Small-cap companies[4] headquartered in Brazil, or generating at least 50% of their revenues (or, in certain circumstances, have at least 50% of their assets) in Brazil • Market cap exceeding $150 million • Three-month daily average trading volume of at least $1 million and traded at least 250,000 shares per month over the last six months	• Companies headquartered in Colombia, or generating at least 50% of their revenues (or, in certain circumstances, have at least 50% of their assets) in Colombia • Market cap exceeding $150 million • Three-month daily average trading volume of at least $1 million and traded at least 250,000 shares per month over the last six months
EXCHANGE	NYSE Arca	NYSE Arca	NYSE Arca
COMMENCEMENT DATE	7/10/2008	5/12/2009	3/14/2011
OPTIONS AVAILABILITY	No	Yes	No
EXPENSES AND FEES	GROSS 0.93%[3] NET 0.81%[3]	GROSS 0.64%[3] NET 0.60%[3]	GROSS 4.95%[3] NET 0.75%[3]

[1] Complete holdings are available at marketvectorsetfs.com

[2] Net Annual Fund Operating Expenses are capped at this level until February 1, 2015.

[3] Net Annual Fund Operating Expenses are capped at this level until May 1, 2015.

[4] Please see prospectus for small-capitalization methodology.

FUND TICKER	EGPT®	GERJ®	IDX®
FUND NAME	Market Vectors Egypt Index ETF	Market Vectors Germany Small-Cap ETF	Market Vectors Indonesia Index ETF
BENCHMARK INDEX	Market Vectors Egypt Index	Market Vectors Germany Small-Cap Index	Market Vectors Indonesia Index
INDEX TICKER	MVEGPTTR	MVGERJTR	MVIDXTR
INDEX WEIGHTING SYSTEM	Rules-based, modified market-cap weighted, float-adjusted	Rules-based, modified market-cap weighted, float-adjusted	Rules-based, modified market-cap weighted, float-adjusted
INDEX COMPANY ELIGIBILITY CRITERIA	• Companies headquartered in Egypt, or generating at least 50% of their revenues (or, in certain circumstances, have at least 50% of their assets) in Egypt • Market cap exceeding $150 million • Three-month daily average trading volume of at least $1 million and traded at least 250,000 shares per month over the last six months	• Small-cap companies[4] headquartered in Germany, or generating at least 50% of their revenues (or, in certain circumstances, have at least 50% of their assets) in Germany • Market cap exceeding $150 million • Three-month daily average trading volume of at least $1 million and traded at least 250,000 shares per month over the last six months	• Companies headquartered in Indonesia, or generating at least 50% of their revenues (or, in certain circumstances, have at least 50% of their assets) in Indonesia • Market cap exceeding $150 million • Three-month daily average trading volume of at least $1 million and traded at least 250,000 shares per month over the last six months
EXCHANGE	NYSE Arca	NYSE Arca	NYSE Arca
COMMENCEMENT DATE	2/16/2010	4/4/2011	1/15/2009
OPTIONS AVAILABILITY	No	No	No
EXPENSES AND FEES	GROSS 1.18%[3] NET 0.98%[3]	GROSS 4.02%[3] NET 0.55%[3]	GROSS 0.67%[3] NET 0.57%[3]

[1] Complete holdings are available at marketvectorsetfs.com

[2] Net Annual Fund Operating Expenses are capped at this level until February 1, 2015.

[3] Net Annual Fund Operating Expenses are capped at this level until May 1, 2015.

[4] Please see prospectus for small-capitalization methodology.

FUND TICKER	IDXJ®	ISRA®	LATM®
FUND NAME	Market Vectors Indonesia Small-Cap ETF	Market Vectors Israel ETF	Market Vectors Latin America Small-Cap Index ETF
BENCHMARK INDEX	Market Vectors Indonesia Small-Cap Index	Bluestar Israel Global Index™	Market Vectors Latin America Small-Cap Index
INDEX TICKER	MVIDXJTR	BLSNTR	MVLATMTR
INDEX WEIGHTING SYSTEM	Rules-based, modified market-cap weighted, float-adjusted	Rules-based, modified capitalization, free-float adjusted	Rules-based, modified market-cap weighted, float-adjusted
INDEX COMPANY ELIGIBILITY CRITERIA	• Small-cap companies[4] headquartered in Indonesia, or generating at least 50% of their revenues (or, in certain circumstances, have at least 50% of their assets) in Indonesia • Market cap exceeding $150 million • Three-month daily average trading volume of at least $1 million and traded at least 250,000 shares per month over the last six months	• Companies which are exchange traded, domiciled, or founded in Israel or have subsidiaries and assets materially tied to Israel • Market cap exceeding $75 million • Three-month average daily trading volume of at least $250,000	• Small-cap companies[4] headquartered in Latin American region, or generating at least 50% of their revenues (or, in certain circumstances, have at least 50% of their assets) in Latin American region • Market cap exceeding $150 million • Three-month daily average trading volume of at least $1 million and traded at least 250,000 shares per month over the last six months
EXCHANGE	NYSE Arca	NYSE Arca	NYSE Arca
COMMENCEMENT DATE	3/20/2012	6/25/2013	4/06/2010
OPTIONS AVAILABILITY	No	Yes	No
EXPENSES AND FEES	GROSS 2.69%[3] NET 0.61%[3]	GROSS 0.94%[3] NET 0.59%[3]	GROSS 2.35%[3] NET 0.63%[3]

[1] Complete holdings are available at marketvectorsetfs.com

[2] Net Annual Fund Operating Expenses are capped at this level until February 1, 2015.

[3] Net Annual Fund Operating Expenses are capped at this level until May 1, 2015.

[4] Please see prospectus for small-capitalization methodology.

	MES®	PEK®	PLND®
FUND TICKER	MES®	PEK®	PLND®
FUND NAME	Market Vectors Gulf States Index ETF	Market Vectors ChinaAMC A-Share ETF	Market Vectors Poland ETF
BENCHMARK INDEX	Market Vectors GDP GCC Index	CSI 300 Index	Market Vectors Poland Index
INDEX TICKER	MVMESTR	CSIRO300	MVPLNDTR
INDEX WEIGHTING SYSTEM	Rules-based, modified market-cap weighted, float-adjusted	Rules-based, modified free-float market-cap weighted	Rules-based, modified market-cap weighted, float-adjusted
INDEX COMPANY ELIGIBILITY CRITERIA	• Companies headquartered or generating majority of revenues in countries belonging to the GCC • Market cap exceeding $150 million • Three-month average daily turnover greater than $1 million	• Largest and most liquid stocks in Chinese A-share market • All companies ranked by avg daily trading volume for past year • Bottom 50% considered ineligible and removed • Remaining companies ranked by weighted average market cap • 300 companies with highest avg daily market cap are included	• Companies headquartered in Poland, or generating at least 50% of their revenues (or, in certain circumstances, have at least 50% of their assets) in Poland • Market cap exceeding $150 million • Three-month daily average trading volume of at least $1 million and traded at least 250,000 shares per month over the last six months
EXCHANGE	NYSE Arca	NYSE Arca	NYSE Arca
COMMENCEMENT DATE	7/22/2008	10/13/2010	11/24/2009
OPTIONS AVAILABILITY	No	No	No
EXPENSES AND FEES	GROSS 2.59%[3] NET 0.98%[3]	GROSS 1.14%[3] NET 0.72%[3]	GROSS 1.07%[3] NET 0.61%[3]

[1] Complete holdings are available at marketvectorsetfs.com

[2] Net Annual Fund Operating Expenses are capped at this level until February 1, 2015.

[3] Net Annual Fund Operating Expenses are capped at this level until May 1, 2015.

[4] Please see prospectus for small-capitalization methodology.

FUND TICKER	QDEM™	QDXU™	QEM™
FUND NAME	Market Vectors MSCI Emerging Markets Quality Dividend ETF	Market Vectors MSCI International Quality Dividend ETF	Market Vectors MSCI Emerging Markets Quality ETF
BENCHMARK INDEX	MSCI Emerging Markets High Dividend Yield Index	MSCI ACWI ex USA High Dividend Yield Index	MSCI Emerging Markets Quality Index
INDEX TICKER	M1EFDY	M1WDUDY	M1EFQU
INDEX WEIGHTING SYSTEM	Modified captitalization weighted	Modified captitalization weighted	Modified captitalization weighted
INDEX COMPANY ELIGIBILITY CRITERIA	• Must meet eligibility requirements for inclusion in the MSCI Emerging Markets Quality Index • Dividend yield, i.e., the trailing 12-month dividend per share divided by the price of the security, at least 30% higher than the average dividend yield of the Parent Index • Positive five-year dividend-per-share growth rate • Dividend payments that are deemed by the Index Provider to be sustainablee	• Must meet eligibility requirements for inclusion in the MSCI ACWI ex USA Quality Index • Dividend yield (i.e., the trailing 12-month dividend per share divided by the price of the security) at least 30% higher than the average dividend yield of the Parent Index • Positive five-year dividend-per-share growth rate • Dividend payments that are deemed by the Index Provider to be sustainable	• Large- or mid-cap companies located in one of 21 emerging markets countries • Free float-adjusted market capitalization equal to or higher than 50% of MSCI's Equity Universe Minimum Size Requirement • Liquidity and trading frequency that meet MSCI's standards of long- and short-term liquidity (Annual Traded Value Ratio and Frequency of Trading calculation)
EXCHANGE	NYSE Arca	NYSE Arca	NYSE Arca
COMMENCEMENT DATE	1/21/2014	1/21/2014	1/21/2014
OPTIONS AVAILABILITY	Expected	Expected	Expected
EXPENSES AND FEES	GROSS 0.73%[2] NET 0.50%[2]	GROSS 0.67%[2] NET 0.45%[2]	GROSS 0.74%[2] NET 0.50%[2]

[1] Complete holdings are available at marketvectorsetfs.com

[2] Net Annual Fund Operating Expenses are capped at this level until February 1, 2015.

[3] Net Annual Fund Operating Expenses are capped at this level until May 1, 2015.

[4] Please see prospectus for small-capitalization methodology.

FUND TICKER	QXUS™	RSX®	RSXJ®
FUND NAME	Market Vectors MSCI International Quality ETF	Market Vectors Russia ETF	Market Vectors Russia Small-Cap ETF
BENCHMARK INDEX	MSCI ACWI ex USA Quality Index	Market Vectors Russia Index	Market Vectors Russia Small-Cap Index
INDEX TICKER	M1WDUQU	MVRSXTR	MVRSXJTR
INDEX WEIGHTING SYSTEM	Modified captitalization weighted	Rules-based, modified market-cap weighted	Rules-based, modified market-cap weighted, float-adjusted
INDEX COMPANY ELIGIBILITY CRITERIA	• Large- or mid-cap companies located in one of 21 emerging markets countries or 23 developed markets countries • Free float-adjusted market capitalization equal to or higher than 50% of MSCI's Equity Universe Minimum Size Requirement • Liquidity and trading frequency that meet MSCI's standards of long and short term liquidity (Annual Traded Value Ratio and Frequency of Trading calculation)	• Companies headquartered in Russia, or generating at least 50% of their revenues (or, in certain circumstances, have at least 50% of their assets) in Russia • Market cap exceeding $150 million • Three-month daily average trading volume of at least $1 million and traded at least 250,000 shares per month over the last six months	• Small-cap companies[4] headquartered in Russia, or generating at least 50% of their revenues (or, in certain circumstances, have at least 50% of their assets) in Russia • Market cap exceeding $150 million • Three-month daily average trading volume of at least $1 million and traded at least 250,000 shares per month over the last six months
EXCHANGE	NYSE Arca	NYSE Arca	NYSE Arca
COMMENCEMENT DATE	1/21/2014	4/24/2007	4/13/2011
OPTIONS AVAILABILITY	Expected	Yes	No
EXPENSES AND FEES	GROSS 0.69%[2] NET 0.45%[2]	GROSS 0.71%[3] NET 0.63%[3]	GROSS 1.87%[3] NET 0.67%[3]

[1] Complete holdings are available at marketvectorsetfs.com

[2] Net Annual Fund Operating Expenses are capped at this level until February 1, 2015.

[3] Net Annual Fund Operating Expenses are capped at this level until May 1, 2015.

[4] Please see prospectus for small-capitalization methodology.

	SCIF®	VNM®
FUND TICKER	SCIF®	VNM®
FUND NAME	Market Vectors India Small-Cap Index ETF	Market Vectors Vietnam ETF
BENCHMARK INDEX	Market Vectors India Small-Cap Index	Market Vectors Vietnam Index
INDEX TICKER	MVSCIFTR	MVVNMTR
INDEX WEIGHTING SYSTEM	Rules-based, modified market-cap weighted, float-adjusted	Rules-based, modified market-cap weighted, float-adjusted
INDEX COMPANY ELIGIBILITY CRITERIA	• Small-cap companies[4] headquartered in India, or generating at least 50% of their revenues (or, in certain circumstances, have at least 50% of their assets) in India • Market cap exceeding $150 million • Three-month daily average trading volume of at least $1 million and traded at least 250,000 shares per month over the last six months	• Predominantly* companies headquartered in Vietnam, or generating at least 50% of their revenues (or, in certain circumstances, have at least 50% of their assets) in Vietnam • To a lesser extent, non-Vietnamese companies that generate, or are expected to generate, at least 50% of their revenues from Vietnam or that demonstrate a significant and/or dominant position in the Vietnamese market and are expected to grow • Market cap exceeding $150 million • Three-month daily average trading volume of at least $1 million and traded at least 250,000 shares per month over the last six months * Currently, 74% of Index market cap; this percentage is expected to increase.
EXCHANGE	NYSE Arca	NYSE Arca
COMMENCEMENT DATE	8/24/2010	8/11/2009
OPTIONS AVAILABILITY	No	No
EXPENSES AND FEES	GROSS 1.39%[3] NET 0.93%[3]	GROSS 0.72%[3] NET 0.72%[3]

[1] Complete holdings are available at marketvectorsetfs.com

[2] Net Annual Fund Operating Expenses are capped at this level until February 1, 2015.

[3] Net Annual Fund Operating Expenses are capped at this level until May 1, 2015.

[4] Please see prospectus for small-capitalization methodology.

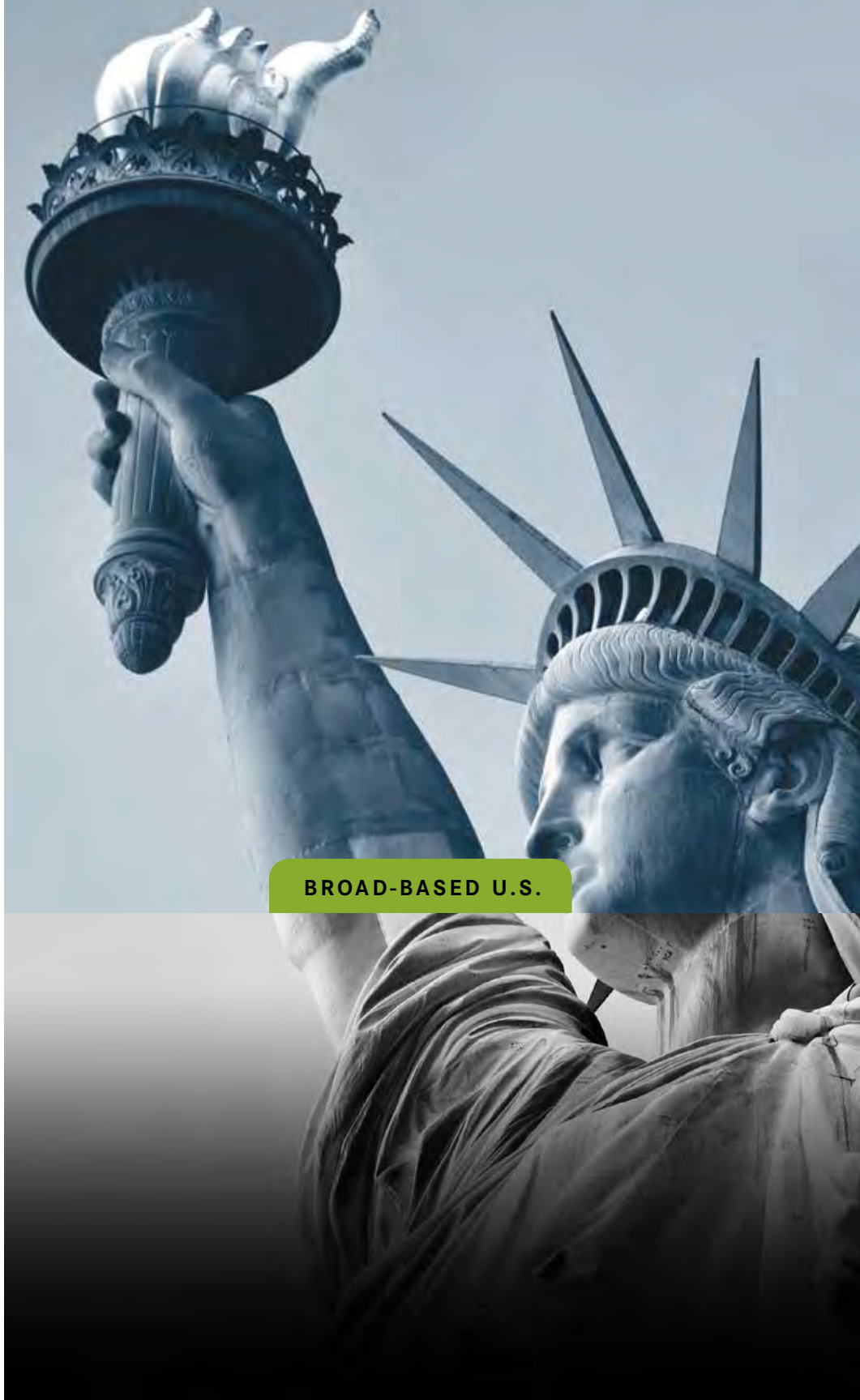

BROAD-BASED U.S.

FUND TICKER	MOAT®
FUND NAME	Market Vectors Wide Moat ETF
BENCHMARK INDEX	Morningstar® Wide Moat Focus Index℠
INDEX TICKER	MWMFTR
INDEX WEIGHTING SYSTEM	Rules-based, equal weighted
INDEX COMPANY ELIGIBILITY CRITERIA	• Companies must trade on U.S. exchange Market cap of at least $100 million Meet minimum liquidity thresholds • Companies must have a sustainable competitive advantage (i.e. wide moat)* • Index consists of 20 wide moat companies with best value as determined by ratio of fair value* to stock price • All Index securities are assigned equal weights *As determined by Morningstar
EXCHANGE	NYSE Arca
COMMENCEMENT DATE	4/24/2012
OPTIONS AVAILABILITY	No
EXPENSES AND FEES	GROSS 0.51%[2] NET 0.49%[2]

[1] Complete holdings are available at marketvectorsetfs.com

[2] Net Annual Fund Operating Expenses are capped at this level until February 1, 2015.

[3] Net Annual Fund Operating Expenses are capped at this level until May 1, 2015.

[4] Please see prospectus for small-capitalization methodology.



INDUSTRY



	BBH	BJK®	EVX®
FUND TICKER	BBH	BJK®	EVX®
FUND NAME	Market Vectors Biotech ETF	Market Vectors Gaming ETF	Market Vectors Environmental Services ETF
BENCHMARK INDEX	Market Vectors US Listed Biotech 25 Index	Market Vectors Global Gaming Index	NYSE Arca Environmental Services Index
INDEX TICKER	MVBBHTR	MVBJKTR	AXENV
INDEX WEIGHTING SYSTEM	Rules-based, modified market-cap weighted, float-adjusted	Rules-based, modified market-cap weighted, float-adjusted	Rules-based, modified equal-dollar weighted
INDEX COMPANY ELIGIBILITY CRITERIA	• U.S. exchange-listed companies that derive at least 50% of their revenues from biotechnology • Market cap exceeding $150 million • Three-month daily average trading volume of at least $1 million and at least 250,000 shares traded per month over the last six months	• Principally engaged in the global gaming industry, deriving greater than 50% of revenues from it • Market cap exceeding $150 million • Three-month daily average trading volume of at least $1 million and at least 250,000 shares traded per month over the last six months	• Engaged in business activities that may benefit from the global increase in demand for consumer waste disposal, removal and storage of industrial by-products, and the management of associated resources • Market cap exceeding $100 million • Three-month trading price greater than $3.00 per share • Daily average traded volume of at least $1 million over the past three months
EXCHANGE	NYSE Arca	NYSE Arca	NYSE Arca
COMMENCEMENT DATE	12/20/2011	1/22/2008	10/10/2006
OPTIONS AVAILABILITY	Yes	Yes	No
EXPENSES AND FEES	GROSS 0.41%[2] NET 0.35%[2]	GROSS 0.83%[2] NET 0.65%[2]	GROSS 1.01%[2] NET 0.55%[2]

[1] Complete holdings are available at marketvectorsetfs.com

[2] Net Annual Fund Operating Expenses are capped at this level until February 1, 2015.

[3] Net Annual Fund Operating Expenses are capped at this level until May 1, 2015.

[4] Please see prospectus for small-capitalization methodology.

	PPH®	RKH®	RTH®
FUND TICKER	PPH®	RKH®	RTH®
FUND NAME	Market Vectors Pharmaceutical ETF	Market Vectors Bank and Brokerage ETF	Market Vectors Retail Index ETF
BENCHMARK INDEX	Market Vectors US Listed Pharmaceutical 25 Index	Market Vectors US Listed Bank and Brokerage 25 Index	Market Vectors US Listed Retail 25 Index
INDEX TICKER	MVPPHTR	MVRKHTR	MVRTHTR
INDEX WEIGHTING SYSTEM	Rules-based, modified market-cap weighted, float-adjusted	Rules-based, modified market-cap weighted, float-adjusted	Rules-based, modified market-cap weighted, float-adjusted
INDEX COMPANY ELIGIBILITY CRITERIA	• U.S. exchange-listed companies that derive at least 50% of their revenues from pharmaceuticals • Market cap exceeding $150 million • Three-month daily average trading volume of at least $1 million and at least 250,000 shares traded per month over the last six months	• U.S. exchange-listed companies that derive at least 50% of their revenues from banking excluding asset management, custody, insurrance and commercial lending • Market cap exceeding $150 million • Three-month daily average trading volume of at least $1 million and at least 250,000 shares traded per month over the last six months	• U.S. exchange-listed companies that derive at least 50% of their revenues from retail • Market cap exceeding $150 million • Three-month daily average trading volume of at least $1 million and at least 250,000 shares traded per month over the last six months
EXCHANGE	NYSE Arca	NYSE Arca	NYSE Arca
COMMENCEMENT DATE	12/20/2011	12/20/2011	12/20/2011
OPTIONS AVAILABILITY	Yes	Yes	Yes
EXPENSES AND FEES	GROSS 0.43%[2] NET 0.35%[2]	GROSS 0.89%[2] NET 0.36%[2]	GROSS 0.69%[2] NET 0.35%[2]

[1] Complete holdings are available at marketvectorsetfs.com

[2] Net Annual Fund Operating Expenses are capped at this level until February 1, 2015.

[3] Net Annual Fund Operating Expenses are capped at this level until May 1, 2015.

[4] Please see prospectus for small-capitalization methodology.

FUND TICKER	SMH®
FUND NAME	Market Vectors Semiconductor ETF
BENCHMARK INDEX	Market Vectors US Listed Semiconductor 25 Index
INDEX TICKER	MVSMHTR
INDEX WEIGHTING SYSTEM	Rules-based, modified market-cap weighted, float-adjusted
INDEX COMPANY ELIGIBILITY CRITERIA	• U.S. exchange-listed companies that derive at least 50% of their revenues from semiconductors • Market cap exceeding $150 million • Three-month daily average trading volume of at least $1 million and at least 250,000 shares traded per month over the last six months
EXCHANGE	NYSE Arca
COMMENCEMENT DATE	12/20/2011
OPTIONS AVAILABILITY	Yes
EXPENSES AND FEES	GROSS 0.43%[2] NET 0.35%[2]

[1] Complete holdings are available at marketvectorsetfs.com

[2] Net Annual Fund Operating Expenses are capped at this level until February 1, 2015.

[3] Net Annual Fund Operating Expenses are capped at this level until May 1, 2015.

[4] Please see prospectus for small-capitalization methodology.

FUND NOTES

Fund shares are not individually redeemable and will be issued and redeemed at their NAV only through certain authorized broker-dealers in large, specified blocks of shares called "creation units" and otherwise can be bought and sold only through exchange trading. Creation units are issued and redeemed principally in kind or in cash. Shares may trade at a premium or discount to their NAV in the secondary market.

The "net asset value" (NAV) of an ETF is determined at the close of each business day, and represents the dollar value of one share of the ETF; it is calculated by taking the total assets of an ETF subtracting total liabilities, and dividing by the total number of shares outstanding. The NAV is not necessarily the same as an ETF's intraday trading value. Investors should not expect to buy or sell shares at NAV. Total returns are based upon closing "market price" (price) of the ETF on the dates listed.

Indices listed are unmanaged and are not securities in which investments can be made.

NYSE Arca Gold Miners Index (GDMNTR), a trademark of NYSE Euronext or its affiliates ("NYSE Euronext"), is licensed for use by Van Eck Associates Corporation (the "Adviser") in connection with Market Vectors Gold Miners ETF (GDX). NYSE Euronext neither sponsors nor endorses GDX and makes no warranty or representation as to the accuracy and/or completeness of GDMNTR or results to be obtained by any person from using GDMNTR in connection with trading GDX.

NYSE Arca Environmental Services Index (AXENV), a trademark of NYSE Euronext or its affiliates ("NYSE Euronext"), is licensed for use by the Adviser in connection with the Market Vectors Environmental Services ETF (EVX). NYSE Euronext neither sponsors nor endorses EVX and makes no warranty or representation as to the accuracy and/or completeness of AXENV or results to be obtained by any person from using the AXENV in connection with trading of EVX.

NYSE Arca Steel Index (STEEL), a trademark of NYSE Euronext or its affiliates ("NYSE Euronext"), is licensed for use by the Adviser in connection with the Market Vectors Steel ETF (SLX). NYSE Euronext neither sponsors nor endorses SLX and makes no warranty or representation as to the accuracy and/or completeness of STEEL or the results to be obtained by any person from the using STEEL in connection with trading SLX.

Ardour Global Indexes, LLC℠, Ardour Global Index℠ (Extra Liquid) (AGIXLT), and Ardour XL℠ are service marks of Ardour Global Indexes, LLC℠ and have been licensed for use by the Adviser in connection with Market Vectors Global Alternative Energy ETF (GEX). GEX is not sponsored, endorsed, sold or promoted by Ardour Global Indexes, LLC℠, and Ardour Global Indexes, LLC℠ makes no representation regarding the advisability of investing in GEX. AGIXLT is calculated by Dow Jones Indexes. GEX is not sponsored, endorsed, sold or promoted by Dow Jones Indexes, and Dow Jones Indexes makes no representation regarding the advisability of investing in GEX.

Market Vectors Global Unconventional Oil & Gas, Market Vectors Global Junior Gold Miners, Market Vectors Global Coal, Market Vectors Global Solar Energy, Market Vectors Global Agribusiness, Market Vectors US Listed Oil Services 25, Market Vectors Global Rare Earth/Strategic Metals, Market Vectors Global Uranium+Nuclear Energy, Market Vectors GDP Africa, Market Vectors Brazil Small-Cap, Market Vectors Colombia, Market Vectors Egypt, Market Vectors Germany Small-Cap, Market Vectors GDP GCC, Market Vectors India Small-Cap, Market Vectors Indonesia, Market Vectors Indonesia Small-Cap, Market Vectors Latin America Small-Cap, Market Vectors Poland, Market Vectors Russia, Market Vectors Russia Small-Cap, Market Vectors Vietnam, Market Vectors US Listed Biotech 25, Market Vectors Global Gaming, Market Vectors US Listed Pharmaceutical 25, Market Vectors US Listed Bank and Brokerage 25, Market Vectors US Listed Retail 25, and Market Vectors US Listed Semiconductor 25 Indices (the "Indices") are the exclusive property of Market Vectors Index Solutions GmbH (a wholly owned subsidiary of the Adviser), which has contracted with Solactive AG to maintain and calculate the Indices. Solactive AG uses its best efforts to ensure that the Indices are calculated correctly. Irrespective of its obligations towards Market Vectors Index Solutions GmbH, Solactive AG has no obligation to point out errors in the Indices to third parties.

Market Vectors Unconventional Oil & Gas, Market Vectors Junior Gold Miners, Market Vectors Coal, Market Vectors Solar Energy, Market Vectors Agribusiness, Market Vectors Oil Services, Market Vectors Rare Earth/Strategic Metals, Market Vectors Uranium+Nuclear Energy, Market Vectors Africa Index, Market Vectors Brazil Small-Cap, Market Vectors Colombia, Market Vectors Egypt Index, Market Vectors Germany Small-Cap, Market Vectors Gulf States Index, Market Vectors India Small-Cap Index, Market Vectors Indonesia Index, Market Vectors Indonesia Small-Cap, Market Vectors Latin America Small-Cap Index, Market Vectors Poland, Market Vectors Russia, Market Vectors Russia Small-Cap, Market Vectors Vietnam, Market Vectors Biotech, Market Vectors Gaming, Market Vectors Pharmaceutical, Market Vectors Bank and

Brokerage, Market Vectors Retail, and Market Vectors Semiconductor ETFs (the "Funds") are not sponsored, endorsed, sold or promoted by Market Vectors Index Solutions GmbH and Market Vectors Index Solutions GmbH makes no representation regarding the advisability of investing in any Fund.

MSCI Emerging Markets High Dividend Yield (M1EFDY), MSCI ACWI ex USA High Dividend Yield (M1WDUDY), MSCI Emerging Markets Quality M1EFQU), and MSCI ACWI ex USA Quality (M1WDUQU) Indices (the "Indices") have been licensed for use by the Adviser in connection with Market Vectors MSCI Emerging Markets Quality Dividend (QDEM), Market Vectors MSCI International Quality Dividend (QDXU), Market Vectors MSCI Emerging Markets Quality (QEM) and Market Vectors MSCI International Quality (QXUS) ETFs (the "Funds"). The Funds are not sponsored, endorsed, or promoted by MSCI, and MSCI bears no liability with respect to any such Funds or securities or any index on which such Funds or securities are based.

The *Rogers*™-Van Eck Natural Resources Index (RVEIT) has been licensed by the Adviser from S-Network Global Indexes, Inc. for use in connection with Market Vectors Natural Resources ETF (HAP). HAP is not sponsored, endorsed, sold or promoted by S-Network Global Indexes, Inc., which makes no representation regarding the advisability of investing in HAP.

"Jim Rogers," "James Beeland Rogers, Jr.", and "Rogers," are trademarks, service marks and/or registered trademarks of Beeland Interests, Inc. ("Beeland Interests"), which is owned and controlled by James Beeland Rogers, Jr., and are used subject to license. The personal names and likeness of Jim Rogers/ James Beeland Rogers, Jr. are owned and licensed by James Beeland Rogers, Jr.

HAP is not sponsored, endorsed, sold or promoted by Beeland Interests or James Beeland Rogers, Jr. Neither Beeland Interests nor James Beeland Rogers, Jr. makes any representation or warranty, express or implied, nor accepts any responsibility, regarding the accuracy or completeness of this material, or the advisability of investing in securities or commodities generally, or in HAP or in futures particularly.

BEELAND INTERESTS AND ITS AFFILIATES AND VAN ECK AND ITS AFFILIATES SHALL NOT HAVE ANY LIABILITY FOR ANY ERRORS, OMISSIONS, OR INTERRUPTIONS, AND MAKES NO WARRANTY, EXPRESS OR IMPLIED, AS TO RESULTS TO BE OBTAINED BY OWNERS OF HAP, OR ANY OTHER PERSON OR ENTITY FROM THE USE OF RVEI. WITHOUT LIMITING ANY OF THE FOREGOING, IN NO EVENT SHALL BEELAND INTERESTS OR VAN ECK OR ANY OF THEIR RESPECTIVE AFFILIATES HAVE ANY LIABILITY FOR ANY LOST PROFITS OR INDIRECT, PUNITIVE, SPECIAL OR CONSEQUENTIAL DAMAGES OR LOSSES, EVEN IF NOTIFIED OF THE POSSIBILITY THEREOF.

The CSI 300 Index and its logo are service marks of China Securities Index Co., Ltd. ("CSI") and have been licensed for use by the Adviser. Market Vectors ChinaAMC A-Share ETF is not sponsored, endorsed, sold or promoted by CSI and CSI makes no representation regarding the advisability of investing in the Market Vectors ChinaAMC A-Share ETF.

The Morningstar® Wide Moat Focus Index℠ (MWMFTR) was created and is maintained by Morningstar, Inc. Morningstar, Inc. does not sponsor, endorse, issue, sell, or promote the Market Vectors Wide Moat ETF and bears no liability with respect to that ETF or any security. Morningstar® is a registered trademark of Morningstar, Inc. Morningstar® Wide Moat Focus Index℠ is a service mark of Morningstar, Inc.

The Bluestar Israel Global Index (BLSNTR) (the "Index") is the exclusive property of BlueStar Indexes ("Bluestar"), and is calculated and maintained by Standard & Poor's based on a methodology developed by BlueStar Indexes and the ISE in consultation with Standard & Poor's. The Index is calculated on an end-of-day basis.

Market Vectors Israel ETF (the "Fund") is not sponsored, endorsed, sold or promoted by BlueStar. BlueStar makes no representation or warranty, express or implied, to the shareholders of the Fund or any member of the public regarding the advisability of acquiring, bidding, investing or trading in the Fund. BlueStar has licensed to the Adviser certain trademarks and trade names of BlueStar and of the Index which is determined, composed and calculated by BlueStar without regard to the Adviser or the Fund and BlueStar has no obligation to take the needs of the Adviser or the owners of the Fund into consideration in determining, composing or calculating the Index. BlueStar is not responsible for and has not participated in the determination of the timing of, prices at, or quantities of the Fund. BlueStar has no obligation or liability in connection with the administration, marketing or trading of the Fund.

Van Eck Securities Corporation, Distributor
335 Madison Avenue, New York, NY 10017
Marketvectorsetfs.com | 1.888.MKT.VCTR

EQTYQF (5/14)